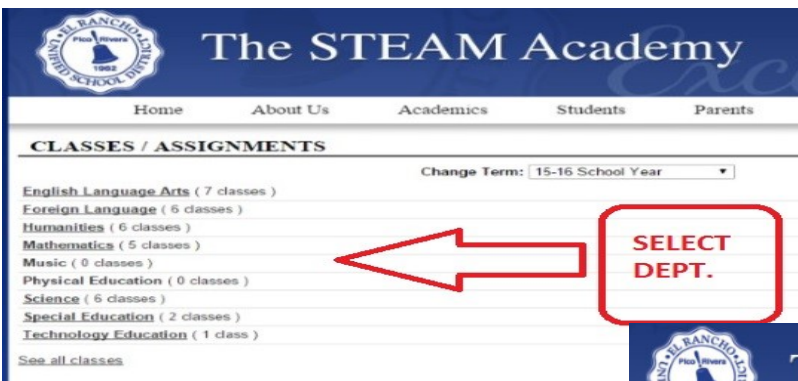


Class Pages on STEAM Website

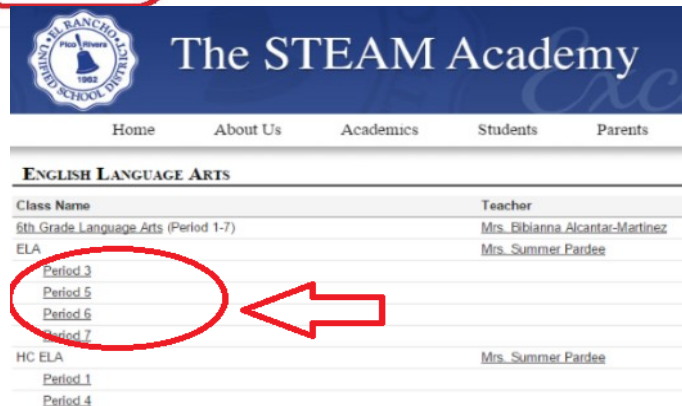
What is it?: Class pages are teacher created pages on our school website.

Purpose: Class pages are used by teachers to post homework assignments and/or announcements for students and parents to see. Parents or students can subscribe to these pages to receive emails every time a teacher posts something new on the page.

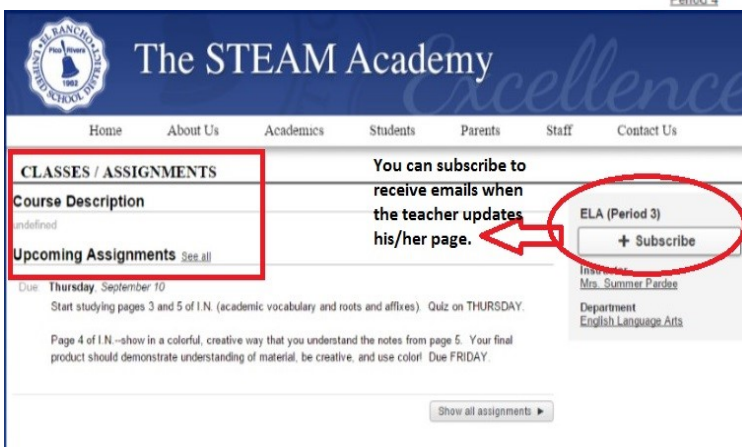
STEP 1—Go to steam.erusd.org and select “Courses/Homework” option under the “Academics” tab.



STEP 2— Select the department of the class page you wish to view.



STEP 3 — Select the period during which your child attends that class.



STEP 4 — Click on the “Subscribe” button to receive emails when the teacher updates his/her page.