

**TEXAS EDUCATION AGENCY**  
**2016 Accountability Summary**  
 DALHART H S (056901001) - DALHART ISD

**Accountability Rating**

**Met Standard**

**Met Standards on**

- Student Achievement
- Student Progress
- Closing Performance Gaps
- Postsecondary Readiness

**Did Not Meet Standards on**

- NONE

In 2016, to receive a Met Standard or Met Alternative Standard rating, districts and campuses must meet targets on three indexes: Index 1 or Index 2 and Index 3 and Index 4.

**Distinction Designation**

Academic Achievement in ELA/Reading

NO DISTINCTION EARNED

Academic Achievement in Mathematics

NO DISTINCTION EARNED

Academic Achievement in Science

NO DISTINCTION EARNED

Academic Achievement in Social Studies

NO DISTINCTION EARNED

Top 25 Percent Student Progress

NO DISTINCTION EARNED

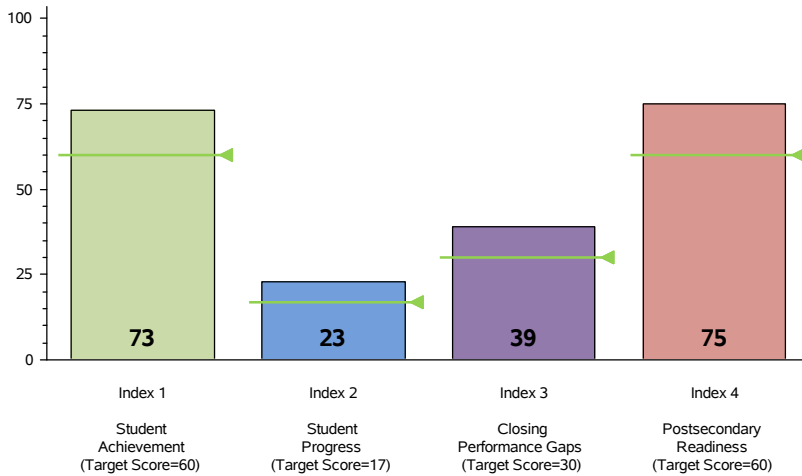
Top 25 Percent Closing Performance Gaps

NO DISTINCTION EARNED

Postsecondary Readiness

NO DISTINCTION EARNED

**Performance Index Report**



**Performance Index Summary**

Index	Points Earned	Maximum Points	Index Score
1 - Student Achievement	546	750	73
2 - Student Progress	184	800	23
3 - Closing Performance Gaps	628	1,600	39
4 - Postsecondary Readiness			
STAAR Score	11.0		
Graduation Rate Score	25.0		
Graduation Plan Score	23.0		
Postsecondary Component Score	15.5		75

**Campus Demographics**

Campus Type	High School
Campus Size	493 Students
Grade Span	09 - 12
Percent Economically Disadvantaged	37.7
Percent English Language Learners	4.9
Mobility Rate	14.9

**System Safeguards**

**Number and Percentage of Indicators Met**

Performance Rates	14 out of 18 = 78%
Participation Rates	9 out of 10 = 90%
Graduation Rates	4 out of 4 = 100%
<b>Total</b>	<b>27 out of 32 = 84%</b>

For further information about this report, please see the Performance Reporting Division website at <https://rptsvr1.tea.texas.gov/perfreport/account/2016/index.html>

**TEXAS EDUCATION AGENCY**  
**2016 Accountability Summary**  
 X I T SECONDARY SCHOOL (056901002) - DALHART ISD

**Accountability Rating**

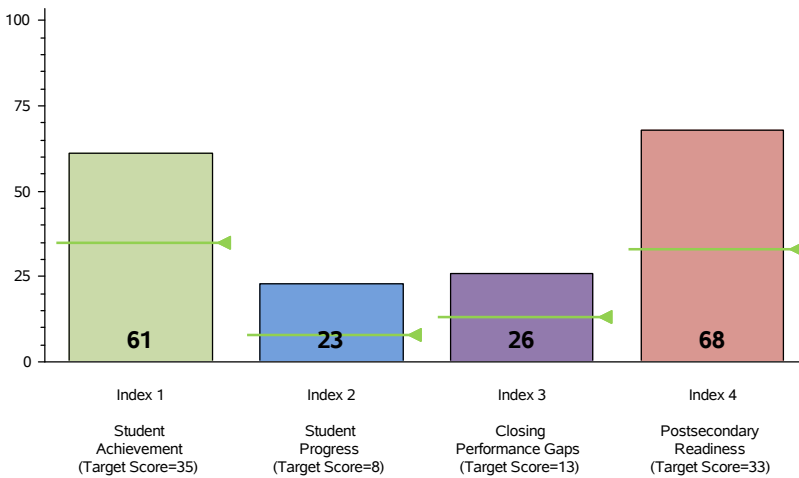
**Met Alternative Standard**

Met Standards on	Did Not Meet Standards on
<ul style="list-style-type: none"> <li>- Student Achievement</li> <li>- Student Progress</li> <li>- Closing Performance Gaps</li> <li>- Postsecondary Readiness</li> </ul>	<ul style="list-style-type: none"> <li>- NONE</li> </ul>
In 2016, to receive a Met Standard or Met Alternative Standard rating, districts and campuses must meet targets on three indexes: Index 1 or Index 2 and Index 3 and Index 4.	

**Distinction Designation**

Academic Achievement in ELA/Reading
<b>NOT ELIGIBLE</b>
Academic Achievement in Mathematics
<b>NOT ELIGIBLE</b>
Academic Achievement in Science
<b>NOT ELIGIBLE</b>
Academic Achievement in Social Studies
<b>NOT ELIGIBLE</b>
Top 25 Percent Student Progress
<b>NOT ELIGIBLE</b>
Top 25 Percent Closing Performance Gaps
<b>NOT ELIGIBLE</b>
Postsecondary Readiness
<b>NOT ELIGIBLE</b>

**Performance Index Report**



**Campus Demographics**

Campus Type	High School
Campus Size	14 Students
Grade Span	09 - 12
Percent Economically Disadvantaged	50.0
Percent English Language Learners	0.0
Mobility Rate	84.1

**Performance Index Summary**

Index	Points Earned	Maximum Points	Index Score
1 - Student Achievement	11	18	61
2 - Student Progress	45	200	23
3 - Closing Performance Gaps	155	600	26
4 - Postsecondary Readiness			
STAAR Score	3.3		
Graduation Rate Score	57.2		
Graduation Plan Score	N/A		
Postsecondary Component Score	N/A		68*

\* Includes bonus points that may have been added to the Index 4 Score.

**System Safeguards**

**Number and Percentage of Indicators Met**

Performance Rates	1 out of 4 = 25%
Participation Rates	2 out of 2 = 100%
Graduation Rates	0 out of 1 = 0%
<b>Total</b>	<b>3 out of 7 = 43%</b>

For further information about this report, please see the Performance Reporting Division website at <https://rptsvr1.tea.texas.gov/perfreport/account/2016/index.html>

**TEXAS EDUCATION AGENCY**  
**2016 Accountability Summary**  
 DALHART J H (056901042) - DALHART ISD

**Accountability Rating**

**Met Standard**

**Met Standards on**

- Student Achievement
- Student Progress
- Closing Performance Gaps
- Postsecondary Readiness

**Did Not Meet Standards on**

- NONE

In 2016, to receive a Met Standard or Met Alternative Standard rating, districts and campuses must meet targets on three indexes: Index 1 or Index 2 and Index 3 and Index 4.

**Distinction Designation**

Academic Achievement in ELA/Reading

NO DISTINCTION EARNED

Academic Achievement in Mathematics

NO DISTINCTION EARNED

Academic Achievement in Science

NO DISTINCTION EARNED

Academic Achievement in Social Studies

NO DISTINCTION EARNED

Top 25 Percent Student Progress

NO DISTINCTION EARNED

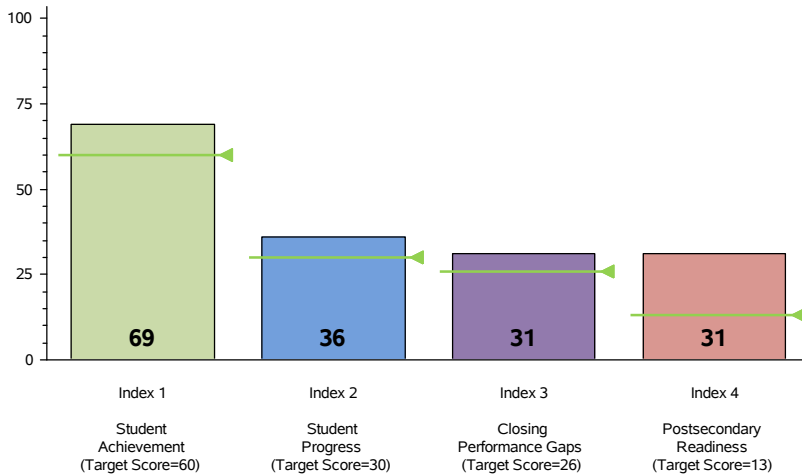
Top 25 Percent Closing Performance Gaps

NO DISTINCTION EARNED

Postsecondary Readiness

NO DISTINCTION EARNED

**Performance Index Report**



**Campus Demographics**

Campus Type	Middle School
Campus Size	414 Students
Grade Span	06 - 08
Percent Economically Disadvantaged	52.7
Percent English Language Learners	11.4
Mobility Rate	13.9

**Performance Index Summary**

Index	Points Earned	Maximum Points	Index Score
1 - Student Achievement	786	1,135	69
2 - Student Progress	356	1,000	36
3 - Closing Performance Gaps	610	2,000	31
4 - Postsecondary Readiness			
STAAR Score	31.3		
Graduation Rate Score	N/A		
Graduation Plan Score	N/A		
Postsecondary Component Score	N/A		31

**System Safeguards**

**Number and Percentage of Indicators Met**

Performance Rates	14 out of 22 = 64%
Participation Rates	10 out of 10 = 100%
Graduation Rates	N/A
<b>Total</b>	<b>24 out of 32 = 75%</b>

For further information about this report, please see the Performance Reporting Division website at <https://rptsvr1.tea.texas.gov/perfreport/account/2016/index.html>

**TEXAS EDUCATION AGENCY**  
**2016 Accountability Summary**  
 DALHART EL (056901104) - DALHART ISD

**Accountability Rating**

**Met Standard**

**Met Standards on**

- Student Achievement
- Closing Performance Gaps
- Postsecondary Readiness

**Did Not Meet Standards on**

- Student Progress

In 2016, to receive a Met Standard or Met Alternative Standard rating, districts and campuses must meet targets on three indexes: Index 1 **or** Index 2 **and** Index 3 **and** Index 4.

**Distinction Designation**

Academic Achievement in ELA/Reading

NO DISTINCTION EARNED

Academic Achievement in Mathematics

NO DISTINCTION EARNED

Academic Achievement in Science

NOT ELIGIBLE

Academic Achievement in Social Studies

NOT ELIGIBLE

Top 25 Percent Student Progress

NO DISTINCTION EARNED

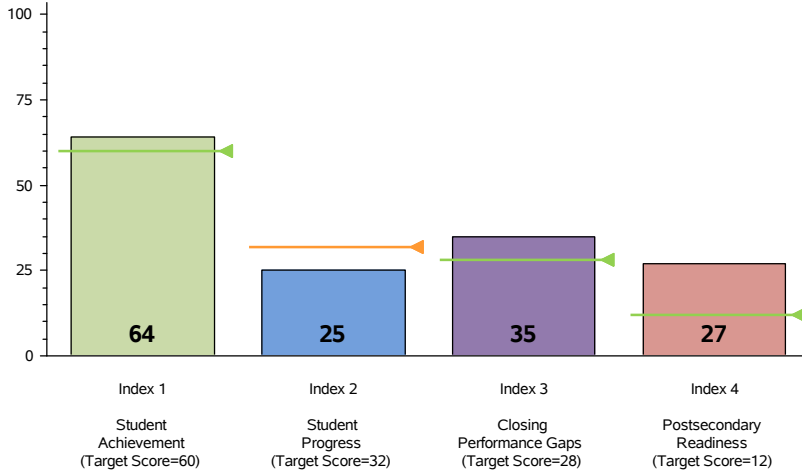
Top 25 Percent Closing Performance Gaps

NO DISTINCTION EARNED

Postsecondary Readiness

NO DISTINCTION EARNED

**Performance Index Report**



**Performance Index Summary**

Index	Points Earned	Maximum Points	Index Score
1 - Student Achievement	145	226	64
2 - Student Progress	50	200	25
3 - Closing Performance Gaps	278	800	35
4 - Postsecondary Readiness			
STAAR Score	27.0		
Graduation Rate Score	N/A		
Graduation Plan Score	N/A		
Postsecondary Component Score	N/A		27

**Campus Demographics**

Campus Type	Elementary
Campus Size	588 Students
Grade Span	EE - 03
Percent Economically Disadvantaged	67.3
Percent English Language Learners	11.7
Mobility Rate	18.4

**System Safeguards**

**Number and Percentage of Indicators Met**

Performance Rates	6 out of 8 = 75%
Participation Rates	8 out of 8 = 100%
Graduation Rates	N/A
<b>Total</b>	<b>14 out of 16 = 88%</b>

For further information about this report, please see the Performance Reporting Division website at <https://rptsrv1.tea.texas.gov/perfreport/account/2016/index.html>

**TEXAS EDUCATION AGENCY**  
**2016 Accountability Summary**  
 DALHART INT (056901105) - DALHART ISD

**Accountability Rating**

**Met Standard**

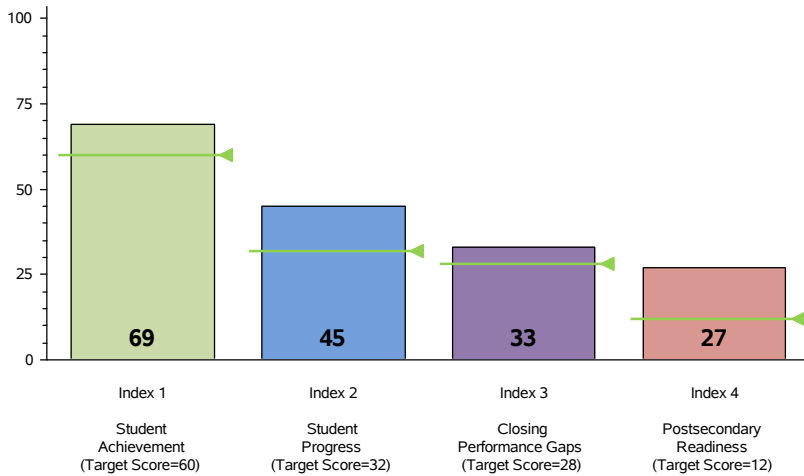
Met Standards on	Did Not Meet Standards on
- Student Achievement - Student Progress - Closing Performance Gaps - Postsecondary Readiness	- NONE

In 2016, to receive a Met Standard or Met Alternative Standard rating, districts and campuses must meet targets on three indexes: Index 1 or Index 2 and Index 3 and Index 4.

**Distinction Designation**

Academic Achievement in ELA/Reading	NO DISTINCTION EARNED
Academic Achievement in Mathematics	NO DISTINCTION EARNED
Academic Achievement in Science	NO DISTINCTION EARNED
Academic Achievement in Social Studies	NOT ELIGIBLE
Top 25 Percent Student Progress	NO DISTINCTION EARNED
Top 25 Percent Closing Performance Gaps	NO DISTINCTION EARNED
Postsecondary Readiness	NO DISTINCTION EARNED

**Performance Index Report**



**Campus Demographics**

Campus Type	Elementary
Campus Size	244 Students
Grade Span	04 - 05
Percent Economically Disadvantaged	66.4
Percent English Language Learners	11.1
Mobility Rate	18.1

**Performance Index Summary**

Index	Points Earned	Maximum Points	Index Score
1 - Student Achievement	458	666	69
2 - Student Progress	446	1,000	45
3 - Closing Performance Gaps	527	1,600	33
4 - Postsecondary Readiness			
STAAR Score	27.0		
Graduation Rate Score	N/A		
Graduation Plan Score	N/A		
Postsecondary Component Score	N/A		27

**System Safeguards**

Number and Percentage of Indicators Met	
Performance Rates	12 out of 18 = 67%
Participation Rates	12 out of 12 = 100%
Graduation Rates	N/A
<b>Total</b>	<b>24 out of 30 = 80%</b>

For further information about this report, please see the Performance Reporting Division website at <https://rptsrv1.tea.texas.gov/perfreport/account/2016/index.html>