

**HILL CITY SCHOOL DISTRICT
NO. 51-2**

INDEPENDENT AUDITOR'S REPORTS,
FINANCIAL STATEMENTS, AND
SUPPLEMENTARY INFORMATION

JUNE 30, 2017

CASEY  PETERSON
Leading the Way.

RAPID CITY, SOUTH DAKOTA
GILLETTE, WYOMING

Hill City School District No. 51-2
Table of Contents
June 30, 2017

	<u>PAGE</u>
Independent Auditor's Report on Internal Control Over Financial Reporting and on Compliance and Other Matters Based on an Audit of Financial Statements Performed in Accordance With <i>Government Auditing Standards</i>	1 - 2
Independent Auditor's Report on Compliance for Each Major Program and on Internal Control Over Compliance Required by the Uniform Guidance	3 - 5
Schedule of Findings and Questioned Costs	7 - 8
Schedule of Prior Audit Findings and Questioned Costs	9
Corrective Action Plan (Unaudited).....	10 - 11
Independent Auditor's Report	13 - 17
Management's Discussion and Analysis (Unaudited).....	17 - 25
 BASIC FINANCIAL STATEMENTS	
<i>Government-wide Financial Statements:</i>	
Statement of Net Position	28 - 29
Statement of Activities	30 - 31
<i>Fund Financial Statements:</i>	
Balance Sheet - Governmental Funds	32- 33
Reconciliation of the Governmental Funds Balance Sheet to the Statement of Net Position	35
Statement of Revenues, Expenditures and Changes in Fund Balances - Governmental Funds	36 - 39
Reconciliation of the Governmental Funds Statement of Revenues, Expenditures, and Changes in Fund Balances to the Statement of Activities	40
Statement of Net Position - Proprietary Funds	41
Statement of Revenues, Expenses, and Changes in Fund Net Position - Proprietary Funds	42
Statement of Cash Flows - Proprietary Funds	43
Statement of Fiduciary Net Position - Fiduciary Funds	44
Statement of Changes in Fiduciary Net Position - Fiduciary Funds	45
Notes to the Financial Statements	46 - 62

Hill City School District No. 51-2
Table of Contents (Continued)
June 30, 2017

	<u>PAGE</u>
REQUIRED SUPPLEMENTARY INFORMATION	
Budgetary Comparison Schedule - General Fund - Budgetary Basis.....	64 - 67
Budgetary Comparison Schedule - Capital Outlay Fund - Budgetary Basis.....	68 - 71
Budgetary Comparison Schedule - Special Education Fund - Budgetary Basis.....	72 - 73
Budgetary Comparison Schedule - Pension Fund - Budgetary Basis	74 - 75
Notes to Required Supplementary Information	76
Schedule of Net Pension Liability (Asset)	77
Schedule of Pension Contributions.....	78
SUPPLEMENTARY INFORMATION	
School District Officials	81
Schedule of Expenditures of Federal Awards.....	82 - 83

Independent Auditor's Report on Internal Control Over Financial Reporting
and on Compliance and Other Matters Based on an Audit of Financial
Statements Performed in Accordance With *Government Auditing Standards*

School Board
Hill City School District No. 51-2
Pennington County, South Dakota

We have audited, in accordance with the auditing standards generally accepted in the United States of America and the standards applicable to financial audits contained in *Government Auditing Standards* issued by the Comptroller General of the United States, the financial statements of the governmental activities, the business-type activities, each major fund, and the aggregate remaining fund information of Hill City School District No. 51-2, as of and for the year ended June 30, 2017, and the related notes to the financial statements, which collectively comprise Hill City School District No. 51-2's basic financial statements and have issued our report thereon dated January 25, 2018.

Internal Control over Financial Reporting

In planning and performing our audit of the financial statements, we considered Hill City School District No. 51-2 's internal control over financial reporting (internal control) to determine the audit procedures that are appropriate in the circumstances for the purpose of expressing our opinions on the financial statements, but not for the purpose of expressing an opinion on the effectiveness of Hill City School District No. 51-2's internal control. Accordingly, we do not express an opinion on the effectiveness of Hill City School District No. 51-2's internal control.

A *deficiency in internal control* exists when the design or operation of a control does not allow management or employees, in the normal course of performing their assigned functions, to prevent, or detect and correct, misstatements on a timely basis. A *material weakness* is a deficiency, or a combination of deficiencies, in internal control such that there is a reasonable possibility that a material misstatement of the entity's financial statements will not be prevented, or detected and corrected on a timely basis. A *significant deficiency* is a deficiency, or a combination of deficiencies, in internal control that is less severe than a material weakness, yet important enough to merit attention by those charged with governance.

Our consideration of internal control was for the limited purpose described in the first paragraph of this section and was not designed to identify all deficiencies in internal control that might be material weaknesses or significant deficiencies and therefore, material weaknesses or significant deficiencies may exist that were not identified. We consider the deficiencies 2017-001 and 2017-002, described in the accompanying Schedule of Findings and Questioned Costs to be material weaknesses.



Compliance and Other Matters

As part of obtaining reasonable assurance about whether Hill City School District No. 51-2's financial statements are free from material misstatement, we performed tests of its compliance with certain provisions of laws, regulations, contracts, and grant agreements, noncompliance with which could have a direct and material effect on the determination of financial statement amounts. However, providing an opinion on compliance with those provisions was not an objective of our audit, and accordingly, we do not express such an opinion. The results of our tests disclosed instances of noncompliance or other matters that are required to be reported under *Government Auditing Standards* and which are described in the accompanying Schedule of Findings and Questioned Costs as items 2017-002 and 2017-003.

Hill City School District No. 51-2's Response to Findings

Hill City School District No. 51-2's response to the findings identified in our audit is described in the accompanying Schedule of Findings and Questioned Costs. Hill City School District No. 51-2's response was not subjected to the auditing procedures applied in the audit of the financial statements and, accordingly, we express no opinion on the response.

Purpose of this Report

The purpose of this report is solely to describe the scope of our testing of internal control and compliance and the results of that testing, and not to provide an opinion on the effectiveness of the entity's internal control or on compliance. This report is an integral part of an audit performed in accordance with *Government Auditing Standards* in considering the entity's internal control and compliance. Accordingly, this communication is not suitable for any other purpose. As required by South Dakota Codified Law 4-11-11, this report is a matter of public record and its distribution is not limited.



Casey Peterson, Ltd.

Rapid City, South Dakota
January 25, 2018

Independent Auditor's Report on Compliance for
Each Major Program and on Internal Control
Over Compliance Required by the Uniform Guidance

To the School Board
Hill City School District No. 51-2
Pennington County, South Dakota

Report on Compliance for Each Major Program

We have audited Hill City School District No. 51-2's compliance with the types of compliance requirements described in the *OMB Compliance Supplement* that could have a direct and material effect on each of Hill City School District No. 51-2's major federal programs for the year ended June 30, 2017. Hill City School District No. 51-2's major federal programs are identified in the summary of auditor's results section of the accompanying Schedule of Findings and Questioned Costs.

Management's Responsibility

Management is responsible for compliance with federal statutes, regulations and the terms and conditions of its federal awards applicable to its federal programs.

Auditor's Responsibility

Our responsibility is to express an opinion on compliance for each of the Hill City School District No. 51-2's major federal programs based on our audit of the types of compliance requirements referred to above. We conducted our audit of compliance in accordance with auditing standards generally accepted in the United States of America; the standards applicable to financial audits contained in *Government Auditing Standards*, issued by the Comptroller General of the United States; and the audit requirements of Title 2 U.S. Code of Federal Regulations Part 200, *Uniform Administrative Requirements, Cost Principles, and Audit Requirements for Federal Awards* (Uniform Guidance). Those standards and the Uniform Guidance require that we plan and perform the audit to obtain reasonable assurance about whether noncompliance with the types of compliance requirements referred to above that could have a direct and material effect on a major federal program occurred. An audit includes examining, on a test basis, evidence about Hill City School District No. 51-2's compliance with those requirements and performing such other procedures as we considered necessary in the circumstances.

We believe that our audit provides a reasonable basis for our opinion on compliance for each major federal program. However, our audit does not provide a legal determination of Hill City School District No. 51-2's compliance.

Opinion on Each Major Federal Program

In our opinion, Hill City School District No. 51-2, complied, in all material respects, with the types of compliance requirements referred to above that could have a direct and material effect on each of its major federal programs for the year ended June 30, 2017.



Other Matters

The results of our auditing procedures disclosed an instance of noncompliance which is required to be reported in accordance with the Uniform Guidance and which is described in the accompanying schedule of findings and questioned costs as item 2017-003. Our opinion on the major federal award program is not modified with respect to this matter.

The District's response to the noncompliance finding identified in our audit is described in the accompanying schedule of findings and questioned costs. Hill City School District No. 51-2's response was not subjected to the auditing procedures applied in the audit of compliance and, accordingly, we express no opinion on the response.

Report on Internal Control over Compliance

Management of Hill City School District No. 51-2, is responsible for establishing and maintaining effective internal control over compliance with the types of compliance requirements referred to above. In planning and performing our audit of compliance, we considered Hill City School District No. 51-2's internal control over compliance with the types of requirements that could have a direct and material effect on each major federal program to determine the auditing procedures that are appropriate in the circumstances for the purpose of expressing an opinion on compliance for each major federal program and to test and report on internal control over compliance in accordance with the Uniform Guidance, but not for the purpose of expressing an opinion on the effectiveness of internal control over compliance. Accordingly, we do not express an opinion on the effectiveness of Hill City School District No. 51-2's internal control over compliance.

A deficiency in internal control over compliance exists when the design or operation of a control over compliance does not allow management or employees, in the normal course of performing their assigned functions, to prevent, or detect and correct, noncompliance with a type of compliance requirement of a federal program on a timely basis. *A material weakness in internal control over compliance* is a deficiency, or combination of deficiencies, in internal control over compliance, such that there is a reasonable possibility that material noncompliance with a type of compliance requirement of a federal program will not be prevented, or detected and corrected, on a timely basis. *A significant deficiency in internal control over compliance* is a deficiency, or a combination of deficiencies, in internal control over compliance with a type of compliance requirement of a federal program that is less severe than a material weakness in internal control over compliance, yet important enough to merit attention by those charged with governance.

Our consideration of internal control over compliance was for the limited purpose described in the first paragraph of this section and was not designed to identify all deficiencies in internal control over compliance that might be material weaknesses or significant deficiencies and therefore, material weaknesses or significant deficiencies may exist that have not been identified. We identified a deficiency in internal control over compliance, as described in the accompanying schedule of findings and questioned costs as item 2017-003 that we consider to be a material weakness.

Hill City School District No. 51-2's response to the internal control over compliance finding identified in our audit is described in the accompanying schedule of findings and questioned costs. Hill City School District No. 51-2's response was not subjected to the auditing procedures applied in the audit of compliance and, accordingly, we express no opinion on the response.

The purpose of this report on internal control over compliance is solely to describe the scope of our testing of internal control over compliance and the results of that testing based on the requirements of the Uniform Guidance. Accordingly, this report is not suitable for any other purpose. As required by South Dakota Codified Law 4-11-11, this report is a matter of public record and its distribution is not limited.

Casey Peterson, LTD.

Casey Peterson, Ltd.

Rapid City, South Dakota

January 25, 2018

Hill City School District No. 51-2
Schedule of Findings and Questioned Costs
June 30, 2017

SUMMARY OF INDEPENDENT AUDITOR'S RESULTS

- a. The Independent Auditor's Report expresses an unmodified opinion on the financial statements of Hill City School District No. 51-2.
- b. Material weaknesses related to the audit of the financial statements were reported in the Independent Auditor's Report on Internal Control over Financial Reporting and on Compliance with Other Matters Based on an Audit of Financial Statements Performed in Accordance with *Government Auditing Standards*.
- c. Instances of noncompliance material to the financial statements of the District, which are required to be reported in accordance with Government Auditing Standards, were noted during the audit.
- d. An instance of noncompliance and material weakness in internal control over compliance related to major federal programs was reported in the Independent Auditor's Report on Compliance for Each Major Program and Internal Control over Compliance in Accordance with the Uniform Guidance.
- e. The independent auditor's report on compliance for the major federal award program of the Hill City School District No. 51-2 expresses an unmodified opinion on the major federal program.
- f. The District's major program for the year ended June 30, 2017 was:
 Impact Aid CFDA #84.041
- g. The dollar threshold used to distinguish between Type A and Type B federal award programs was \$750,000.
- h. Hill City School District No. 51-2 did not qualify as a low-risk entity.

FINDINGS - FINANCIAL STATEMENTS AUDIT

Material Weakness

Internal Control Over Year-end Closing Process Including Preparation of the Financial Statements

2017-001 *Condition:* The District has a small Business Office staff and duties are not segregated adequately to ensure no one staff person is responsible for the approval, recording and custody of the accounting functions referenced in the criteria above. Currently, the Business Manager is solely responsible for the reconciliation of several cycles/processes. The District also does not have an adequate internal controls structure to draft the financial statements.

Criteria: The District should have an internal controls system in place related to the oversight and review of the following cycles/processes: reconciliation of scholarship accounts, long-term debt, receivables, and deferred inflows of resources; review and approval of general journal entries; and preparation of the financial statements. In addition, the Uniform Guidance requires the auditee to prepare appropriate financial statements in accordance with Section 200.510.

Repeat of Prior Finding: This issue was reported as finding 2016-001 in the prior year.

Cause: Small staff and a lack of oversight related to reconciliations and procedures performed by senior management within the finance function of the District.

Effect: The possibility of fraud or errors occurring and not being detected or corrected is present. In addition, material journal entries were proposed during the audit as a result of this control weakness.

Hill City School District No. 51-2
Schedule of Findings and Questioned Costs
June 30, 2017

Auditor's Recommendation: The District should evaluate all accounting cycles and implement controls accordingly. Key duties and responsibilities should be divided or segregated among different staff members to reduce the risk of error, waste, or fraud, and to relieve the Business Manager of some responsibilities. The Business Manager should oversee the reconciliation process to strengthen the internal controls. In addition, access to resources and records should be limited and accountability for their custody should be assigned. It is the responsibility of management and those charged with governance to make the decision whether to accept the degree of risk associated with the District's auditors drafting the financial statements because of cost or other considerations. If the District chooses not to accept this risk, training should be provided to those employees responsible for drafting the financial statements.

View of Management: Management agrees with the finding. A response can be found in the Corrective Action Plan.

Material Weakness

Noncompliance with Statutory Requirements

2017-002 *Condition:* It was identified that the District is over budget in the Capital Outlay Fund.

Criteria: South Dakota Codified Law 13-11-2 requires the School Board to adopt a levy in dollars sufficient to meet the school budget.

Cause: District management was not properly tracking the budget.

Effect: The District is not in compliance with state statutes.

Auditor's Recommendation: The District should periodically review budget to actual expenses and approve budget amendments when needed.

View of Management: Management agrees with the finding. A response can be found in the Corrective Action Plan.

FINDINGS - MAJOR FEDERAL PROGRAM

U.S. DEPARTMENT OF EDUCATION

Impact Aid CFDA #84.041

Material Weakness and Noncompliance

Internal Control over Compliance

2017-003 See Finding 2017-001 for a description of the condition, criteria, cause, effect, auditor's recommendation and view of management. This finding is considered to be a material weakness in internal control over compliance and noncompliance. This finding was reported in the prior year as item 2016-001.

Superintendent
(605) 574-3030
Business Manager
(605) 574-3030
High School Principal
(605) 574-3000
Middle School Principal
(605) 574-3032
Elementary School Principal
(605) 574-3013

HILL CITY SCHOOL DISTRICT

No. 51-2 of Pennington County

P.O. Box 659
488 Main Street
Hill City, South Dakota 57745



PRIOR AUDIT FINDINGS AND QUESTIONED COSTS - FINANCIAL STATEMENT AUDIT

Material Weakness

Internal Control Over Year-end Closing Process Including Preparation of the Financial Statements

2016-001 *Condition:* The District has a small Business Office staff and duties are not segregated adequately to ensure no one staff person is responsible for the approval, recording and custody of the accounting functions referenced in the criteria above. Currently, the Business Manager is solely responsible for the reconciliation of several cycles/processes. The District also does not have an adequate internal controls structure to draft the financial statements.

Criteria: The District should have an internal controls system in place related to the oversight and review of the following cycles/processes: reconciliation of scholarship accounts; reconciliation of long-term debt; receivables and deferred inflows of resources; review and approval of general journal entries; and preparation of the financial statements.

Auditor's Recommendation: The District should evaluate all accounting cycles and implement controls accordingly. Key duties and responsibilities should be divided or segregated among different staff members to reduce the risk of error, waste, or fraud, and to relieve the Business Manager of some responsibilities. The Business Manager should oversee the reconciliation process to strengthen the internal controls. In addition, access to resources and records should be limited and accountability for their custody should be assigned. It is the responsibility of management and those charged with governance to make the decision whether to accept the degree of risk associated with the District's auditors drafting the financial statements because of cost or other considerations. If the District chooses not to accept this risk, training should be provided to those employees responsible for drafting the financial statements.

Current Status: This finding was reported as 2017-001 in the current year.

Noncompliance with Statutory Requirements

2016-002 *Condition:* During audit procedures, we identified agency fund receipts are not always being fully deposited into the appropriate bank accounts and club advisors are not reporting all transactions to the Business Office.

Criteria: South Dakota Codified Law Title 13 requires the School Board to prescribe policies and procedures governing the stewardship of agency funds. South Dakota Codified Law also requires club advisors keep accurate records of receipts expenditures and balances.

Auditor's Recommendation: The District should maintain all agency fund accounts, be responsible for all related assets, and provide reports to club advisors regularly on the availability of funds. The District should review statutes and policies with club advisors to ensure consistency in procedure.

Current Status: No issues were noted in the current year.

Superintendent
(605) 574-3030
Business Manager
(605) 574-3030
High School Principal
(605) 574-3000
Middle School Principal
(605) 574-3032
Elementary School Principal
(605) 574-3013

HILL CITY SCHOOL DISTRICT

No. 51-2 of Pennington County

P.O. Box 659
488 Main Street
Hill City, South Dakota 57745



CORRECTIVE ACTION PLAN (UNAUDITED)

Hill City School District No. 51-2 respectfully submits the following corrective action plan for the year ended June 30, 2017.

Name and address of independent public accounting firm:

Casey Peterson, Ltd.
909 Saint Joseph Street, Ste 101
Rapid City, SD 57701

FINDINGS - FINANCIAL STATEMENTS AUDIT

Material Weakness

Internal Control Over Year-end Closing Process Including Preparation of the Financial Statements

2017-001 *Condition:* The District has a small Business Office staff and duties are not segregated adequately to ensure no one staff person is responsible for the approval, recording and custody of the accounting functions referenced in the criteria above. Currently, the Business Manager is solely responsible for the reconciliation of several cycles/processes. The District also does not have an adequate internal controls structure to draft the financial statements.

Criteria: The District should have an internal controls system in place related to the oversight and review of the following cycles/processes: reconciliation of scholarship accounts; reconciliation of long-term debt; reconciliation of receivables and deferred inflows of resources; review and approval of general journal entries; and preparation of the financial statements. In addition, the Uniform Guidance requires the auditee to prepare appropriate financial statements in accordance with Section 200.510.

Repeat of Prior Year Finding: This issue was reported as Finding 2016-001 in the prior year.

Auditor's Recommendation: The District should evaluate all accounting cycles and implement controls accordingly. Key duties and responsibilities should be divided or segregated among different staff members to reduce the risk of error, waste, or fraud, and to relieve the Business Manager of some responsibilities. The Business Manager should oversee the reconciliation process to strengthen the internal controls. In addition, access to resources and records should be limited and accountability for their custody should be assigned. It is the responsibility of management and those charged with governance to make the decision whether to accept the degree of risk associated with the District's auditors drafting the financial statements because of cost or other considerations. If the District chooses not to accept this risk, training should be provided to those employees responsible for drafting the financial statements.

Management's Response: The Hill City School District's operating budget supports our current structure with minimal opportunity to increase positions. Internal controls established by our central office staff ensure that revenue and expenditure activities are well documented and ready for inspection by the Board of Education, state and federal level review teams, as well as the independent auditing firm hired by the School District.

Superintendent
(605) 574-3030
Business Manager
(605) 574-3030
High School Principal
(605) 574-3000
Middle School Principal
(605) 574-3032
Elementary School Principal
(605) 574-3013

HILL CITY SCHOOL DISTRICT

No. 51-2 of Pennington County

P.O. Box 659
488 Main Street
Hill City, South Dakota 57745



CORRECTIVE ACTION PLAN (UNAUDITED) (CONTINUED)

Material Weakness

Noncompliance with Statutory Requirements

2017-002 *Condition:* It was identified that the District is over budget in the Capital Outlay Fund.

Criteria: South Dakota Codified Law 13-11-2 requires the School Board to adopt a levy in dollars sufficient to meet the school budget.

Auditor's Recommendation: The District should periodically review budget to actual expenses and approve budget amendments when needed.

Management's Response: The District will implement procedures to review budget to actual expenses.

FINDINGS - MAJOR FEDERAL PROGRAM

U.S. DEPARTMENT OF EDUCATION

Impact Aid CFDA #84.041

Material Weakness and Noncompliance

Internal Control over Compliance

2017-003 See Finding 2017-001 for a description of the condition, criteria, and management's response. This finding is considered to be a material weakness in internal control over compliance and noncompliance. This finding was reported in the prior year as item 2016-001.

If there are questions regarding this plan, please call Aimee Peyregne, Business Manager, at 605-574-3030.

Sincerely yours,

Aimee Peyregne, Business Manager
Hill City School District No. 51-2

THIS PAGE INTENTIONALLY LEFT BLANK

Independent Auditor's Report

School Board
Hill City School District No. 51-2
Pennington County, South Dakota

Report on the Financial Statements

We have audited the accompanying financial statements of the governmental activities, the business-type activities, each major fund, and the aggregate remaining fund information of Hill City School District No. 51-2, as of and for the year ended June 30, 2017, and the related notes to the financial statements, which collectively comprise the District's basic financial statements as listed in the table of contents.

Management's Responsibility for the Financial Statements

Management is responsible for the preparation and fair presentation of these financial statements in accordance with accounting principles generally accepted in the United States of America; this includes the design, implementation, and maintenance of internal control relevant to the preparation and fair presentation of financial statements that are free from material misstatement, whether due to fraud or error.

Auditor's Responsibility

Our responsibility is to express opinions on these financial statements based on our audit. We conducted our audit in accordance with auditing standards generally accepted in the United States of America and the standards applicable to financial audits contained in *Government Auditing Standards*, issued by the Comptroller General of the United States. Those standards require that we plan and perform the audit to obtain reasonable assurance about whether the financial statements are free from material misstatement.

An audit involves performing procedures to obtain audit evidence about the amounts and disclosures in the financial statements. The procedures selected depend on the auditor's judgment, including the assessment of the risks of material misstatement of the financial statements, whether due to fraud or error. In making those risk assessments, the auditor considers internal control relevant to the Districts' preparation and fair presentation of the financial statements in order to design audit procedures that are appropriate in the circumstances, but not for the purpose of expressing an opinion on the effectiveness of the entity's internal control. Accordingly, we express no such opinion. An audit also includes evaluating the appropriateness of accounting policies used and the reasonableness of significant accounting estimates made by management, as well as evaluating the overall presentation of the financial statements.

We believe that the audit evidence we have obtained is sufficient and appropriate to provide a basis for our audit opinions.



Opinions

In our opinion, the financial statements referred to above present fairly, in all material respects, the respective financial position of the governmental activities, the business-type activities, each major fund, and the aggregate remaining fund information of the Hill City School District No. 51-2, as of June 30, 2017, and the respective changes in financial position and, where applicable, cash flows thereof for the year then ended in accordance with accounting principles generally accepted in the United States of America.

Other Matters

Required Supplementary Information

Accounting principles generally accepted in the United States of America require that the Management's Discussion and Analysis, budgetary comparison information, Schedule of Net Pension Liability (Asset), and Schedule of Pension Contributions on pages 17 - 25, 64 - 76, 77, and 78 be presented to supplement the basic financial statements. Such information, although not a part of the basic financial statements, is required by the Governmental Accounting Standards Board, who considers it to be an essential part of financial reporting for placing the basic financial statements in an appropriate operational, economic, or historical context. We have applied certain limited procedures to the required supplementary information in accordance with auditing standards generally accepted in the United States of America, which consisted of inquiries of management about the methods of preparing the information and comparing the information for consistency with management's responses to our inquiries, the basic financial statements, and other knowledge we obtained during our audit of the basic financial statements. We do not express an opinion or provide any assurance on the information because the limited procedures do not provide us with sufficient evidence to express an opinion or provide any assurance.

Other Information

Our audit was conducted for the purpose of forming opinions on the financial statements that collectively comprise the Hill City School District No. 51-2's basic financial statements. The Schedule of Expenditures of Federal Awards is presented for purposes of additional analysis as required by Title 2 U.S. Code of Federal Regulations Part 200, *Uniform Administrative Requirements, Cost Principles, and Audit Requirements of Federal Awards*, and is also not a required part of the basic financial statements.

The Schedule of Expenditures of Federal Awards is the responsibility of management and was derived from and relates directly to the underlying accounting and other records used to prepare the basic financial statements. Such information has been subjected to the auditing procedures applied in the audit of the basic financial statements and certain additional procedures, including comparing and reconciling such information directly to the underlying accounting and other records used to prepare the basic financial statements or to the basic financial statements themselves, and other additional procedures in accordance with auditing standards generally accepted in the United States of America. In our opinion, the Schedule of Expenditures of Federal Awards is fairly stated in all material respects in relation to the basic financial statements as a whole.

The Corrective Action Plan and list of School District Officials have not been subjected to the auditing procedures applied in the audit of the basic financial statements and, accordingly, we do not express an opinion or provide any assurance on them.

Other Reporting Required by Government Auditing Standards

In accordance with *Government Auditing Standards*, we have also issued our report dated January 25, 2018 on our consideration of Hill City School District No. 51-2's internal control over financial reporting and on our tests of its compliance with certain provisions of laws, regulations, contracts, and grant agreements and other matters. The purpose of that report is to describe the scope of our testing of internal control over financial reporting or on compliance. That report is an integral part of an audit performed in accordance with *Government Auditing Standards* in consideration of Hill City School District No. 51-2's internal control over financial reporting and compliance. As required by South Dakota Codified Law 4-11-11, this report is a matter of public record and its distribution is not limited.

Casey Peterson, LTD.

Casey Peterson, Ltd.

Rapid City, South Dakota
January 25, 2018

Hill City School District No. 51-2
Management's Discussion and Analysis (Unaudited)
June 30, 2017

This section of Hill City School District No. 51-2's (the District) annual financial report presents our discussion and analysis of the District's financial performance during the fiscal year ended June 30, 2017. Please read it in conjunction with the District's financial statements, which follow this section.

FINANCIAL HIGHLIGHTS

- During the 16-17 fiscal year, the District's revenues generated from taxes and other revenues, net of loss on capital assets, of the governmental and business-type programs were \$552,494 less than the \$6,680,414 of governmental and business-type expenses.
- In FY 16-17, the total costs of the District's programs were 6.29% more than the prior year. Expenditures were up overall for the District.
- The District made principal payments of \$495,000 on outstanding capital outlay certificates. The District also made principal payments of \$77,296 on a new capital lease used to finance computers.

OVERVIEW OF THE FINANCIAL STATEMENTS

This report consists of three parts - management's discussion and analysis (this section), the basic financial statements and required supplementary information. The basic financial statements include two kinds of statements that present different views of the District:

- The first two statements are government-wide financial statements that provide both long-term and short-term information about the District's overall financial status.
- The remaining statements are fund financial statements that focus on individual parts of the District government, reporting the District's operations in more detail than the government-wide statements.
 - The governmental funds statements tell how general government services were financed in the short-term as well as what remains for future spending.
 - Proprietary fund statements offer short- and long-term financial information about the activities that the District operates like businesses. The only proprietary fund operated by the District is the Food Service Operation.
 - Fiduciary fund statements provide information about the financial relationships - like scholarship plans for graduating students - in which the District acts solely as a trustee or agent for the benefit of others, to whom the resources in question belong.

The financial statements also include notes that explain some of the information in the financial statements and provide more detailed data. The statements are followed by a section of required supplementary information that further explains and supports the information in the financial statements.

**Hill City School District No. 51-2
Management's Discussion and Analysis (Unaudited)
June 30, 2017**

Figure A-1 summarizes the major features of the District's financial statements, including the portion of the District government covered and the types of information contained. The remainder of the overview section of the management's discussion and analysis explains the structure and contents of each of the statements.

Figure A-1

Major Features of Hill City School District's Government-Wide and Fund Financial Statements				
	Government-Wide Statements	Fund Statements		
		Governmental Funds	Proprietary Funds	Fiduciary Funds
Scope	Entire District (except fiduciary funds)	The activities of the District that are not proprietary or fiduciary, such as instructional, support and cocurricular activities.	Activities of the District operates similar to private businesses, the food services operation.	Assets held by District on behalf of someone else. Student organizations that have funds on deposit with the District are reported here.
Required Financial Statements	*Statement of Net Position *Statement of Activities	*Balance Sheet *Statement of Revenues, Expenditures and Changes in Fund Balances	*Balances *Statement of Revenues, Expenses and Changes in Net Position *Statement of Cash Flows	*Statement of Fiduciary Net Position *Statement of Changes in Fiduciary Net Position
Accounting Basis and Measurement Focus	Accrual accounting and economic resources focus	Modified accrual accounting and current financial resources focus	Accrual accounting and economic resources focus.	Accrual accounting and economic resources focus.
Type of Asset/Deferred Outflow of Resources/ Liability/ Deferred Inflow or Resources Information	All assets, and liabilities, both financial and capital, and short-term and long-term, and deferred inflows and outflows of resources	Only assets expected to be used up and liabilities that come due during the year or soon thereafter; all deferred outflows and inflows of resources; no capital or long-term liabilities included.	All assets, and liabilities, both financial and capital, and short-term and long-term, and deferred inflows and outflows of resources	All assets and liabilities, both short-term and long-term; the District's funds do not currently contain capital assets although they can.
Type of Inflow/Outflow Information	All revenues and expenses during year, regardless of when cash is received or paid	Revenues for which cash is received during or soon after the end of the year; expenditures when goods or services have been received and payment is due during the year or soon thereafter.	All revenues and expenses during the year, regardless of when cash is received or paid.	All revenues and expenses during year, regardless of when cash is received or paid.

Hill City School District No. 51-2 Management's Discussion and Analysis (Unaudited) June 30, 2017

Government-wide Statements

The government-wide statements report information about the District as a whole using accounting methods similar to those used by private-sector companies. The statement of net position includes all of the government's assets and liabilities. All of the current year's revenues and expenses are accounted for in the statement of activities regardless of when cash is received or paid.

The two government-wide statements report the District's net position and how they have changed. Net position - the difference between the District's assets and liabilities - are one way to measure the District's financial health or position.

- Increases or decreases in the District's net position are an indicator of whether its financial health is improving or deteriorating, respectively.
- To assess the overall health of the District you need to consider additional non-financial factors such as changes in the District's property tax base and changes in the state school aid funding formula from the State of South Dakota.

The government-wide financial statements of the District are reported in two categories:

- **Governmental Activities** - This category includes the District's basic instructional services, such as elementary and high school educational programs, support services (guidance counselor, executive administration, board of education, fiscal services, etc.), debt service payments, extracurricular activities (sports, debate, music, etc.), and capital equipment purchases. Property taxes, state grants, federal grants, and interest earnings finance most of these activities.
- **Business-type Activities** - The District charges a fee to students to help cover the costs of providing hot lunch services to all students. The Food Service Fund is the only business-type activity of the District.

Fund Financial Statements

The fund financial statements provide more detailed information about the District's most significant funds - not the District as a whole. Funds are accounting devices that the District uses to keep track of specific sources of funding and spending for particular purposes.

- State Law requires some of the funds.
- The School Board establishes other funds to control and manage money for particular purposes (like the Scholarship Trust).

The District has three kinds of funds:

- **Governmental Funds** - Most of the District's basic services are included in the governmental funds, which focus on (1) how cash and other financial assets that can readily be converted to cash flow in and out and (2) the balances left at the year-end that are available for spending. Consequently, the governmental funds statements provide a detailed short-term view that helps you determine whether there are more or fewer financial resources that can be spent in the near future to finance the District's programs. Because this information does not encompass the additional long-term focus of the government-wide statements, we provide additional information at the bottom of the governmental funds statements, or on the subsequent page, that explains the relationship (or differences) between them.

**Hill City School District No. 51-2
Management's Discussion and Analysis (Unaudited)
June 30, 2017**

- Proprietary Funds - Services for which the District charges customers a fee are generally reported in proprietary funds. Proprietary funds, like the government-wide statements, provide both short- and long-term financial information. The Food Service Enterprise Fund (one type of proprietary fund) is the only proprietary fund maintained by the District.
- Fiduciary Funds - The District is the trustee, or fiduciary, for various external and internal parties. The District is responsible for ensuring that the assets reported in these funds are used for their intended purposes. All of the District's fiduciary activities are reported in a separate statement of fiduciary net position and a statement of changes in fiduciary net position. We exclude these activities from the District's government-wide financial statements because the District cannot use these assets to finance its operations.

FINANCIAL ANALYSIS OF THE DISTRICT AS A WHOLE

Net Position

The District's combined net position decreased as follows:

Table A-1
Hill City School District No. 51-2
Statement of Net Position

	Governmental Activities		Business-type Activities		Total		Total Percentage Change
	2016	2017	2016	2017	2016	2017	2016 - 2017
Current and Other Assets	\$ 8,589,506	\$ 7,053,523	\$ 34,130	\$ 12,677	\$ 8,623,636	\$ 7,066,200	-18.06%
Capital Assets (Net of Depreciation)	10,636,323	10,675,463	3,768	2,826	10,640,091	10,678,289	0.36%
Total Assets	19,225,829	17,728,986	37,898	15,503	19,263,727	17,744,489	-7.89%
Deferred Outflows of Resources	1,322,873	1,336,394	32,456	36,081	1,355,329	1,372,475	1.27%
Long-term Liabilities Outstanding	4,977,435	5,144,231	1,000	15,843	4,978,435	5,160,074	3.65%
Other Liabilities	500,648	514,001	15,989	6,118	516,637	520,119	0.67%
Total Liabilities	5,478,083	5,658,232	16,989	21,961	5,495,072	5,680,193	3.37%
Deferred Inflows of Resources	3,531,488	2,421,764	24,995	-	3,556,483	2,421,764	-31.91%
Net Position							
Net Investment in Capital Assets	5,727,785	6,109,833	3,768	2,826	5,731,553	6,112,659	6.65%
Restricted	2,393,277	2,115,201	24,401	21,499	2,417,678	2,136,700	-11.62%
Unrestricted	3,418,069	2,760,350	201	5,298	3,418,270	2,765,648	-19.09%
Total Net Position	\$ 11,539,131	\$ 10,985,384	\$ 28,370	\$ 29,623	\$ 11,567,501	\$ 11,015,007	-4.78%

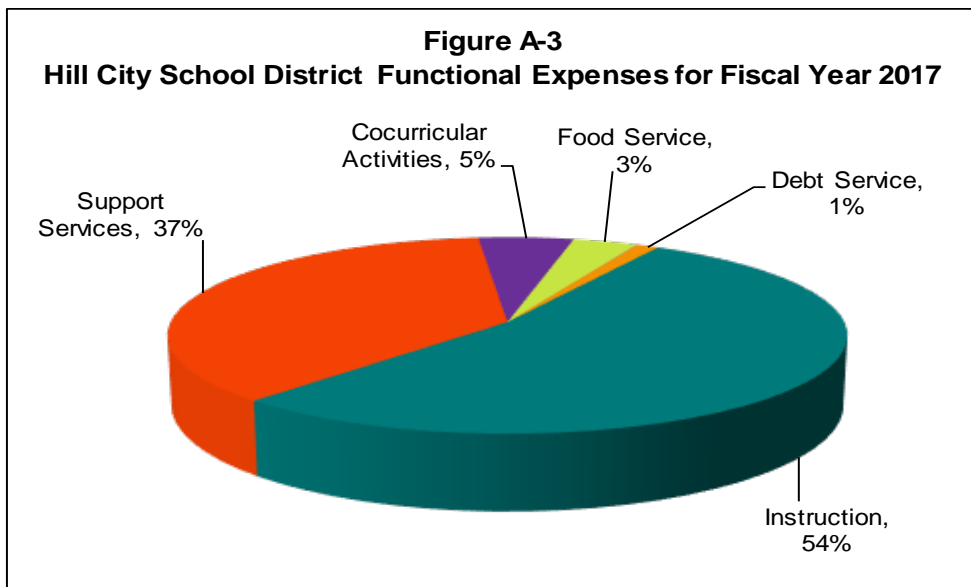
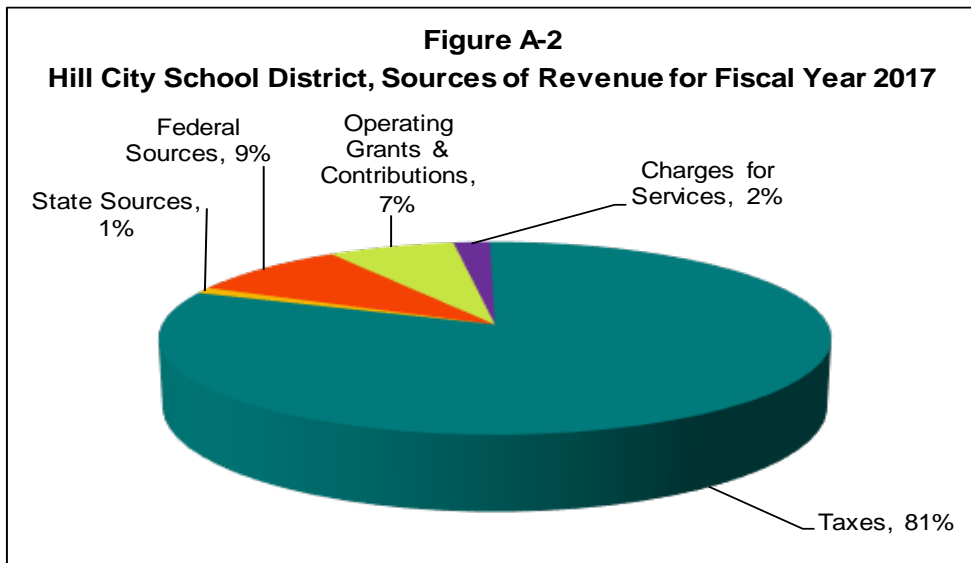
**Hill City School District No. 51-2
Management's Discussion and Analysis (Unaudited)
June 30, 2017**

The Statement of Net Position reports all financial and capital resources. The statement presents the assets and liabilities in order of relative liquidity. The liabilities with average maturities greater than one year are reported in two components - the amount due within one year and the amount due in more than one year. The long-term liabilities of the District, consisting of capital outlay certificates payable, capital lease payable, compensated absences payable and early retirement benefits have been reported in this manner on the Statement of Net Position. The difference between the District's assets and liabilities and deferred inflows of resources is its net position.

Changes in Net Position

The District's revenues totaled \$6,127,920. (See Figure A-2) Approximately 81% of the District's revenue comes from property and other taxes with approximately 1% coming from state aid.

The total cost of all programs and services increased by approximately 6.29%. The District's expenses cover a range of services encompassing instruction, support services, and food services. (See Figure A-3)



Hill City School District No. 51-2
Management's Discussion and Analysis (Unaudited)
June 30, 2017

GOVERNMENTAL AND BUSINESS-TYPE ACTIVITIES

Table A-2 and the narrative that follows consider the operations of the governmental activities and the business-type activities of the District.

Table A-2
Hill City School District No. 51-2
Changes in Net Position

	Governmental Activities		Business-type Activities		Total		Total Percentage Change
	2016	2017	2016	2017	2016	2017	2016 - 2017
Revenues							
Program Revenues							
Charges for Services	\$ 20,789	\$ 19,701	\$ 93,251	\$ 81,223	\$ 114,040	\$ 100,924	-11.50%
Operating Grants and Contributions	411,856	316,668	120,472	126,405	532,328	443,073	-16.77%
General Revenues							
Taxes	5,213,434	4,951,372	-	-	5,213,434	4,951,372	-5.03%
Revenue State Sources	110,103	88,731	-	-	110,103	88,731	-19.41%
Revenue Federal Sources	639,215	560,605	-	-	639,215	560,605	-12.30%
Revenue Intermediate Sources	30,608	24,408	-	-	30,608	24,408	-20.26%
Unrestricted Investment Earnings	4,120	7,410	1	161	4,121	7,571	83.72%
Other General Revenues	66,257	45,048	-	-	66,257	45,048	-32.01%
Gain (Loss) on Sale of Capital Assets	3,400	(93,812)	-	-	3,400	(93,812)	-2859.18%
Total Revenues	<u>6,499,782</u>	<u>5,920,131</u>	<u>213,724</u>	<u>207,789</u>	<u>6,713,506</u>	<u>6,127,920</u>	<u>-8.72%</u>
Expenses							
Instruction	3,413,730	3,574,385	-	-	3,413,730	3,574,385	4.71%
Support Services	2,101,008	2,444,411	-	-	2,101,008	2,444,411	16.34%
Debt Service	216,606	81,107	-	-	216,606	81,107	-62.56%
Cocurricular Activities	325,056	344,254	-	-	325,056	344,254	5.91%
Community Services	3,638	3,390	-	-	3,638	3,390	-6.82%
Food Service	-	-	225,034	232,867	225,034	232,867	3.48%
Total Expenses	<u>6,060,038</u>	<u>6,447,547</u>	<u>225,034</u>	<u>232,867</u>	<u>6,285,072</u>	<u>6,680,414</u>	<u>6.29%</u>
Excess (Deficiency) Before Special							
Items and Transfers	439,744	(527,416)	(11,310)	(25,078)	428,434	(552,494)	-228.96%
Transfers	-	(26,331)	-	26,331	-	-	0.00%
Increase (Decrease) in Net Position	439,744	(553,747)	(11,310)	1,253	428,434	(552,494)	-228.96%
Beginning Net Position	<u>11,099,387</u>	<u>11,539,131</u>	<u>39,680</u>	<u>28,370</u>	<u>11,139,067</u>	<u>11,567,501</u>	<u>3.85%</u>
Ending Net Position	<u>\$ 11,539,131</u>	<u>\$ 10,985,384</u>	<u>\$ 28,370</u>	<u>\$ 29,623</u>	<u>\$ 11,567,501</u>	<u>\$ 11,015,007</u>	<u>-4.78%</u>

GOVERNMENTAL ACTIVITIES

The governmental activities - Overall, there was a increase in expenditures from 2016 to 2017. Support services increased due to increases in salary and health benefits, supply budgets, and fuel costs.

**Hill City School District No. 51-2
Management's Discussion and Analysis (Unaudited)
June 30, 2017**

BUSINESS-TYPE ACTIVITIES

Revenues of the District's business-type activities (Food Service Operation) decreased by approximately 2.78% to \$207,789 and expenses increased by approximately 3.48% to \$232,867. Factors contributing to these results included:

- The Food Service Fund experienced a slight decrease in daily student participation, causing revenue to decrease.
- Expenditures rose due to the increases in salary and benefits, the cost of transporting food to the District's geographically rural area, and the general cost of food products.

FINANCIAL ANALYSIS OF THE DISTRICT'S FUNDS

All governmental fund balances decreased for the year ended June 30, 2017. This was due to expenditures exceeding revenues during the year.

GENERAL FUND BUDGETARY HIGHLIGHTS

There were no significant budget changes or budget variances for the year.

CAPITAL ASSET ADMINISTRATION

By the end of 2017, the District had invested \$10,678,289 (net of depreciation) in a broad range of capital assets including land, buildings, various machinery, and equipment. (See Table A-3) This amount represents a net increase (including additions and deductions) of \$38,198. The capitalization threshold remains at \$25,000 for all improvements, \$50,000 for all buildings, and \$5,000 for all equipment for governmental activities and \$5,000 for business type activities.

Table A-3
Hill City School District No. 51-2
Capital Assets (net of depreciation)

	Governmental Activities		Business-type Activities		Total Dollar Change	Total Percentage Change
	2016	2017	2016	2017	2016 - 2017	2016 - 2017
Land	\$ 388,891	\$ 388,891	\$ -	\$ -	\$ -	0.00%
Buildings	9,531,011	9,515,771	-	-	(15,240)	-0.16%
Improvements	232,644	244,829	-	-	12,185	5.24%
Equipment	483,777	525,972	3,768	2,826	41,253	8.46%
Total Capital Assets (Net)	<u>\$ 10,636,323</u>	<u>\$ 10,675,463</u>	<u>\$ 3,768</u>	<u>\$ 2,826</u>	<u>\$ 38,198</u>	<u>0.36%</u>

This year's capital asset purchases were for vehicles, football field upgrades, and building improvements.

Hill City School District No. 51-2 Management's Discussion and Analysis (Unaudited) June 30, 2017

LONG-TERM DEBT

At year-end, the District had \$4,604,125 in Capital Outlay Certificates and other long-term obligations. This is a decrease of 6.98% as shown on Table A-4 below.

The District is liable for the accrued sick leave payable to all staff. The accrual leave liability is reported as compensated absences in the above schedule and with the financial statements.

The District made debt service principal and interest payments on Capital Outlay Certificates in the amount of \$495,000 for principal and \$59,421 for interest. The District made debt service principal and interest payments on the Capital Lease for the computers in the amount of \$77,296 in principal.

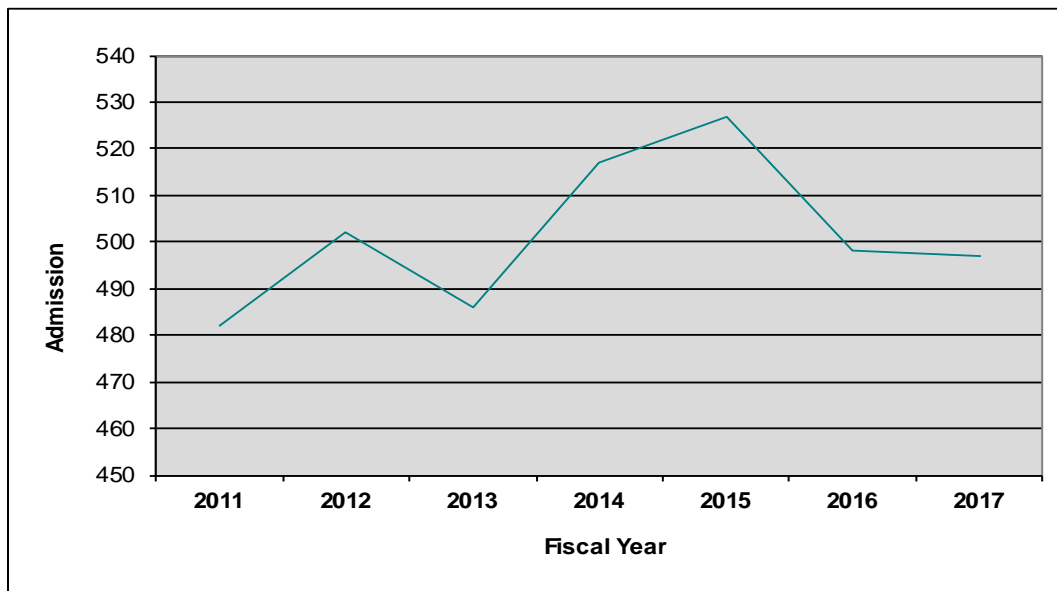
ECONOMIC FACTORS AND NEXT YEAR'S BUDGETS AND RATES

The District's current economic position has shown little change. Local revenues have ultimately remained steady due to decreases in federal and state funding and slight increases in property values. No significant increases in revenues are expected.

The District receives minimal state aid so we rely on property taxes and national forest receipts to fund the budget. The District has continued to cut costs wherever possible to help maintain expenditures and increase the fund balance for the general fund.

Below is a graph which shows the trends in the District's average daily attendance for the last seven years.

Average Daily Attendance by Fiscal Year



**Hill City School District No. 51-2
Management's Discussion and Analysis (Unaudited)
June 30, 2017**

CONTACTING THE DISTRICT'S FINANCIAL MANAGEMENT

This financial report is designed to provide our citizens, taxpayers, customers, and investors and creditors with a general overview of the District's finances and to demonstrate the District's accountability for the money it receives. If you have questions about this report or need additional information, contact the Hill City School's Business Office, 488 Main Street, Hill City, SD 57747.

THIS PAGE INTENTIONALLY LEFT BLANK

BASIC FINANCIAL STATEMENTS

Hill City School District No. 51-2
Statement of Net Position
June 30, 2017

	Governmental Activities	Business-type Activities	Total
ASSETS			
Cash and Cash Equivalents	\$ 4,174,431	\$ 1,052	\$ 4,175,483
Permanent Incidental Account	2,000	-	2,000
Taxes Receivable	2,577,519	-	2,577,519
Due From Other Governments	299,573	5,676	305,249
Inventories	-	5,949	5,949
Capital Assets:			
Land	388,891	-	388,891
Buildings	13,800,957	-	13,800,957
Improvements	710,017	-	710,017
Equipment	1,498,609	134,827	1,633,436
Less Accumulated Depreciation	<u>(5,723,011)</u>	<u>(132,001)</u>	<u>(5,855,012)</u>
Total Capital Assets, Net of Depreciation	<u>10,675,463</u>	<u>2,826</u>	<u>10,678,289</u>
TOTAL ASSETS	<u>17,728,986</u>	<u>15,503</u>	<u>17,744,489</u>
DEFERRED OUTFLOWS OF RESOURCES			
Pension Related Deferred Outflows of Resources	<u>1,336,394</u>	<u>36,081</u>	<u>1,372,475</u>
LIABILITIES			
Accounts Payable	1,310	-	1,310
Unearned Revenue	-	6,118	6,118
Other Current Liabilities	512,691	-	512,691
Long-term Liabilities:			
Due Within One Year	742,427	52	742,479
Due in More than One Year	3,861,698	1,209	3,862,907
Net Pension Liability	<u>540,106</u>	<u>14,582</u>	<u>554,688</u>
TOTAL LIABILITIES	<u>5,658,232</u>	<u>21,961</u>	<u>5,680,193</u>
DEFERRED INFLOWS OF RESOURCES			
Property Taxes Levied for Future Use	<u>2,421,764</u>	<u>-</u>	<u>2,421,764</u>
TOTAL DEFERRED INFLOWS OF RESOURCES	<u>2,421,764</u>	<u>-</u>	<u>2,421,764</u>

The accompanying notes are an integral part of this statement.

	<u>Governmental Activities</u>	<u>Business-type Activities</u>	<u>Total</u>
NET POSITION			
Net Investment in Capital Assets	6,109,833	2,826	6,112,659
Restricted for:			
Capital Outlay	1,042,885	-	1,042,885
Special Education	276,028	-	276,028
Net Pension Liability	796,288	21,499	817,787
Unrestricted	<u>2,760,350</u>	<u>5,298</u>	<u>2,765,648</u>
TOTAL NET POSITION	<u>\$ 10,985,384</u>	<u>\$ 29,623</u>	<u>\$ 11,015,007</u>

The accompanying notes are an integral part of this statement.

**Hill City School District No. 51-2
Statement of Activities
For the Year Ended June 30, 2017**

Functions/Programs	Expenses	Charges for Services
GOVERNMENTAL ACTIVITIES		
Instruction	\$ 3,574,385	\$ -
Support Services	2,444,411	-
Community Services	3,390	-
Cocurricular Activities	344,254	19,701
Interest on Long-term Debt *	81,107	-
Total Governmental Activities	<u>6,447,547</u>	<u>19,701</u>
BUSINESS-TYPE ACTIVITIES		
Food Service	<u>232,867</u>	<u>81,223</u>
Total Primary Government	<u>\$ 6,680,414</u>	<u>\$ 100,924</u>

* The District does not have interest expense related to the functions presented above. This amount includes indirect interest expense and payments to the escrow agent on general long-term debt.

The accompanying notes are an integral part of this statement.

Program Revenues		Net (Expense) Revenue and Changes in Net Position		
		Primary Government		
Operating Grants and Contributions	Capital Grants and Contributions	Governmental Activities	Business-type Activities	Total
\$ 309,918	\$ -	\$ (3,264,467)	\$ -	\$ (3,264,467)
6,750	-	(2,437,661)	-	(2,437,661)
-	-	(3,390)	-	(3,390)
-	-	(324,553)	-	(324,553)
-	-	(81,107)	-	(81,107)
<u>316,668</u>	<u>-</u>	<u>(6,111,178)</u>	<u>-</u>	<u>(6,111,178)</u>
<u>126,405</u>	<u>-</u>	<u>-</u>	<u>(25,239)</u>	<u>(25,239)</u>
<u>\$ 443,073</u>	<u>\$ -</u>	<u>(6,111,178)</u>	<u>(25,239)</u>	<u>(6,136,417)</u>
GENERAL REVENUES				
Taxes:				
Property Taxes		4,870,126	-	4,870,126
Gross Receipts Taxes		81,246	-	81,246
Revenue From State Sources:				
State Aid		34,794	-	34,794
Other		53,937	-	53,937
Revenue From Federal Sources		560,605	-	560,605
Revenue From Intermediate Sources		24,408	-	24,408
Unrestricted Investment Earnings		7,410	161	7,571
Revenue in Lieu of Taxes		7,512	-	7,512
Other General Revenues		37,536	-	37,536
Transfers		(26,331)	26,331	-
Gain (Loss) on Disposal of Assets		(93,812)	-	(93,812)
Total General Revenues		<u>5,557,431</u>	<u>26,492</u>	<u>5,583,923</u>
CHANGE IN NET POSITION		(553,747)	1,253	(552,494)
NET POSITION - BEGINNING		<u>11,539,131</u>	<u>28,370</u>	<u>11,567,501</u>
NET POSITION - ENDING		<u>\$ 10,985,384</u>	<u>\$ 29,623</u>	<u>\$ 11,015,007</u>

The accompanying notes are an integral part of this statement.

Hill City School District No. 51-2
Balance Sheet - Governmental Funds
June 30, 2017

	<u>General Fund</u>	<u>Capital Outlay Fund</u>
ASSETS		
Cash and Cash Equivalents	\$ 2,853,274	\$ 1,086,197
Permanent Incidental Account	2,000	-
Taxes Receivable, Current	1,439,940	592,189
Taxes Receivable, Delinquent	144,470	36,653
Due From Other Governments	<u>187,289</u>	<u>-</u>
TOTAL ASSETS	<u><u>\$ 4,626,973</u></u>	<u><u>\$ 1,715,039</u></u>
LIABILITIES, DEFERRED INFLOWS OF RESOURCES AND FUND BALANCES		
Liabilities:		
Accounts Payable	\$ 1,310	\$ -
Contracts Payable	356,251	-
Payroll Deductions and Employer Matching Payable	<u>79,927</u>	<u>-</u>
Total Liabilities	<u>437,488</u>	<u>-</u>
Deferred Inflows of Resources:		
Property Taxes Levied for Future Use	1,435,837	625,601
Delinquent Property Taxes Received Outside the Period of Availability	144,470	36,653
Grant Received Outside the Period of Availability	<u>38,850</u>	<u>-</u>
Total Deferred Inflows of Resources	<u>1,619,157</u>	<u>662,254</u>
Fund Balances:		
Restricted:		
For Capital Outlay	-	1,052,785
For Special Education	-	-
Assigned:		
For Unemployment Claims	4,000	-
For Next Year's Budget	1,148,279	-
Unassigned	<u>1,418,049</u>	<u>-</u>
Total Fund Balances	<u>2,570,328</u>	<u>1,052,785</u>
TOTAL LIABILITIES, DEFERRED INFLOWS OF RESOURCES AND FUND BALANCES	<u><u>\$ 4,626,973</u></u>	<u><u>\$ 1,715,039</u></u>

The accompanying notes are an integral part of this statement.

Special Education Fund	Pension Fund	Total Governmental Funds
\$ 234,960	\$ -	\$ 4,174,431
-	-	2,000
341,081	-	2,373,210
23,186	-	204,309
<u>112,284</u>	<u>-</u>	<u>299,573</u>
<u>\$ 711,511</u>	<u>\$ -</u>	<u>\$ 7,053,523</u>
\$ -	\$ -	\$ 1,310
36,787	-	393,038
<u>8,961</u>	<u>-</u>	<u>88,888</u>
<u>45,748</u>	<u>-</u>	<u>483,236</u>
360,326	-	2,421,764
23,186	-	204,309
<u>112,284</u>	<u>-</u>	<u>151,134</u>
<u>495,796</u>	<u>-</u>	<u>2,777,207</u>
-	-	1,052,785
169,967	-	169,967
-	-	4,000
-	-	1,148,279
<u>-</u>	<u>-</u>	<u>1,418,049</u>
<u>169,967</u>	<u>-</u>	<u>3,793,080</u>
<u>\$ 711,511</u>	<u>\$ -</u>	<u>\$ 7,053,523</u>

The accompanying notes are an integral part of this statement.

THIS PAGE INTENTIONALLY LEFT BLANK

**Hill City School District No. 51-2
Reconciliation of the Governmental Funds Balance
Sheet to the Statement of Net Position
June 30, 2017**

Total Fund Balances - Governmental Funds	\$ 3,793,080
Amounts reported for governmental activities in the Statement of Net Position are different because:	
Capital assets used in governmental activities are not financial resources and, therefore, are not reported in the governmental funds.	10,675,463
Long-term liabilities are not due and payable in the current period and, therefore, are not reported as liabilities in the funds. Long-term liabilities at year-end consist of:	
General Obligation Debt	(4,445,000)
Compensated Absences	(38,494)
Capital Lease	(148,593)
Interest Payable	(30,765)
Assets, including property taxes receivable, grants receivable and other receivables that are not available to pay for current period expenditures, are deferred in the governmental funds. Assets at year end consist of:	
Delinquent Property Taxes Receivable	204,309
Grants Receivable	151,134
Pension related balances reported in the governmental activities are not available financial resources and, therefore, are not reported in the funds.	
Net Pension Liability	(540,106)
Pension Related Deferred Outflows	1,336,394
Unamortized discounts are immediately recognized as expenditures and other financing sources in the governmental funds	<u>27,962</u>
Net Position - Governmental Activities	<u>\$ 10,985,384</u>

The accompanying notes are an integral part of this statement.

Hill City School District No. 51-2
Statement of Revenues, Expenditures, and Changes in
Fund Balances - Governmental Funds
For the Year Ended June 30, 2017

	<u>General Fund</u>	<u>Capital Outlay Fund</u>
REVENUES		
Revenue From Local Sources:		
Taxes:		
Ad Valorem Taxes	\$ 2,958,907	\$ 1,097,396
Tax Deed Revenue	1,481	507
Gross Receipts Taxes	81,246	-
Penalties and Interest on Taxes	13,220	3,936
Cocurricular Activities	19,701	-
Earnings on Deposits	7,410	-
Other Local Revenue	<u>36,632</u>	<u>200</u>
Total Revenue From Local Sources	<u>3,118,597</u>	<u>1,102,039</u>
Revenue From Intermediate Sources:		
County Sources	24,408	-
Revenue in Lieu of Taxes	<u>5,105</u>	<u>1,407</u>
Total Revenue From Intermediate Sources	<u>29,513</u>	<u>1,407</u>
Revenue From State Sources:		
Unrestricted Grants-in-aid	<u>88,731</u>	-
Total Revenue From State Sources	<u>88,731</u>	-
Revenue From Federal Sources:		
Unrestricted Grants-in-aid	560,605	-
Restricted Grants-in-aid	<u>165,534</u>	-
Total Revenue From Federal Sources	<u>726,139</u>	-
TOTAL REVENUES	<u>3,962,980</u>	<u>1,103,446</u>

The accompanying notes are an integral part of this statement.

Special Education Fund	Pension Fund	Total Governmental Funds
\$ 689,042	\$ 59,275	\$ 4,804,620
292	-	2,280
-	-	81,246
2,394	481	20,031
-	-	19,701
-	-	7,410
704	-	37,536
<u>692,432</u>	<u>59,756</u>	<u>4,972,824</u>
-	-	24,408
843	157	7,512
<u>843</u>	<u>157</u>	<u>31,920</u>
-	-	88,731
<u>-</u>	<u>-</u>	<u>88,731</u>
-	-	560,605
-	-	165,534
<u>-</u>	<u>-</u>	<u>726,139</u>
<u>693,275</u>	<u>59,913</u>	<u>5,819,614</u>

The accompanying notes are an integral part of this statement.

Hill City School District No. 51-2
Statement of Revenues, Expenditures, and Changes in
Fund Balances - Governmental Funds (Continued)
For the Year Ended June 30, 2017

	General Fund	Capital Outlay Fund
EXPENDITURES		
Instructional Services:		
Regular Programs	2,136,123	60,131
Special Programs	241,851	2,462
Total Instructional Services	<u>2,377,974</u>	<u>62,593</u>
Support Services:		
Pupils	132,548	-
Instructional Staff	177,518	8,220
General Administration	207,968	-
School Administration	328,737	-
Business	1,108,524	91,545
Central	420	-
Special Education	-	-
Total Support Services	<u>1,955,715</u>	<u>99,765</u>
Cocurricular Activities:		
Male Activities	88,910	10,437
Female Activities	73,750	6,539
Transportation	13,639	-
Combined Activities	81,035	-
Total Cocurricular Activities	<u>257,334</u>	<u>16,976</u>
Debt Services	-	619,138
Capital Outlay	9,965	631,474
TOTAL EXPENDITURES	<u>4,600,988</u>	<u>1,429,946</u>
EXCESS OF REVENUES OVER (UNDER) EXPENDITURES	<u>(638,008)</u>	<u>(326,500)</u>
OTHER FINANCING SOURCES (USES)		
Debt Proceeds	-	225,889
Transfers Out	(26,331)	-
Total Other Financing Sources (Uses)	<u>(26,331)</u>	<u>225,889</u>
NET CHANGE IN FUND BALANCES	(664,339)	(100,611)
FUND BALANCE - BEGINNING	<u>3,234,667</u>	<u>1,153,396</u>
FUND BALANCE - ENDING	<u>\$ 2,570,328</u>	<u>\$ 1,052,785</u>

The accompanying notes are an integral part of this statement.

Special Education Fund	Pension Fund	Total Governmental Funds
-	78,604	2,274,858
<u>548,444</u>	<u>932</u>	<u>793,689</u>
<u>548,444</u>	<u>79,536</u>	<u>3,068,547</u>
172,766	5,587	310,901
-	871	186,609
-	-	207,968
-	-	328,737
-	-	1,200,069
-	-	420
<u>81,062</u>	<u>-</u>	<u>81,062</u>
<u>253,828</u>	<u>6,458</u>	<u>2,315,766</u>
-	-	99,347
-	-	80,289
-	-	13,639
<u>-</u>	<u>-</u>	<u>81,035</u>
<u>-</u>	<u>-</u>	<u>274,310</u>
<u>-</u>	<u>-</u>	<u>619,138</u>
<u>-</u>	<u>-</u>	<u>641,439</u>
<u>802,272</u>	<u>85,994</u>	<u>6,919,200</u>
<u>(108,997)</u>	<u>(26,081)</u>	<u>(1,099,586)</u>
-	-	225,889
<u>-</u>	<u>-</u>	<u>(26,331)</u>
<u>-</u>	<u>-</u>	<u>199,558</u>
(108,997)	(26,081)	(900,028)
<u>278,964</u>	<u>26,081</u>	<u>4,693,108</u>
<u>\$ 169,967</u>	<u>\$ -</u>	<u>\$ 3,793,080</u>

The accompanying notes are an integral part of this statement.

Hill City School District No. 51-2
Reconciliation of the Governmental Funds Statement of Revenues,
Expenditures, and Changes in Fund Balances to the Statement of Activities
For the Year Ended June 30, 2017

Net Change in Fund Balances - Total Governmental Funds	\$ (900,028)
Amounts reported for governmental activities in the Statement of Activities are different because:	
Governmental funds report capital outlays as expenditures. However, in the Statement of Activities the cost of those assets are allocated over their estimated useful lives and reported as depreciation expense. This is the amount by which capital outlay purchases exceeded depreciation in the current period.	132,959
Governmental funds only report proceeds from the sale of capital assets. However, the Statement of Activities reports gains and losses on capital assets. This is the amount in which retired capital assets book value exceeded accumulated depreciation.	(93,812)
The recognition of revenues in the governmental funds differ from the recognition in the governmental activities in the fact that revenue accruals in the fund financial statements require the amounts to be "available."	194,322
Governmental funds do not reflect the change in compensated absences but the Statement of Activities reflects the change in these accruals through expenses.	(1,059)
Repayment of general obligation debt is an expenditure in the governmental funds, but the repayment reduces long-term liabilities in the Statement of Net Position.	572,296
Issuance of a capital lease obligation is a revenue in the governmental funds, but increases long-term liabilities in the Statement of Net Position.	(225,889)
Unamortized discounts associated with general obligation debt are recorded as expenditures or other financing sources in the governmental funds. However, these items are amortized over the life of the debt in the governmental activities. This is the amount by which the deferrals exceed amortization of unamortized discounts for the current period.	(3,500)
Accrued interest expense reported in the statement of activities does not require the use of current financial resources and therefore is not reported as an expenditure in the governmental funds	(30,765)
Pension expenses in the statement of activities that do not require the use of current financial resources are not reported as expenditures in the governmental funds.	<u>(198,271)</u>
Change in Net Position of Governmental Activities	<u>\$ (553,747)</u>

The accompanying notes are an integral part of this statement.

Hill City School District No. 51-2
Statement of Net Position - Proprietary Funds
June 30, 2017

	Food Service Fund
ASSETS	
Current Assets:	
Cash and Cash Equivalents	\$ 1,052
Due From Other Governments	5,676
Inventory	5,949
Total Current Assets	12,677
Noncurrent Assets:	
Machinery and Equipment - Local Funds	134,827
Less: Accumulated Depreciation	(132,001)
Total Noncurrent Assets	2,826
TOTAL ASSETS	15,503
DEFERRED OUTFLOWS OF RESOURCES	
Pension-related Deferred Outflows	36,081
LIABILITIES	
Current Liabilities:	
Unearned Revenue	6,118
Current Portion of Noncurrent Liabilities	52
Total Current Liabilities	6,170
Noncurrent Liabilities:	
Accrued Leave Payable, Net of Current Portion	1,209
Net Pension Liability	14,582
Total Noncurrent Liabilities	15,791
TOTAL LIABILITIES	21,961
NET POSITION	
Net Investment in Capital Assets	2,826
Restricted for Net Pension Liability	21,499
Unrestricted	5,298
TOTAL NET POSITION	\$ 29,623

The accompanying notes are an integral part of this statement.

Hill City School District No. 51-2
Statement of Revenues, Expenses, and Changes in Fund
Net Position - Proprietary Funds
For the Year Ended June 30, 2017

	Food Service Fund
OPERATING REVENUE	
Sales to Pupils	\$ 75,572
Sales to Adults	123
Other Sales	5,528
Total Operating Revenue	81,223
OPERATING EXPENSES	
Salaries	92,192
Employees Benefits	36,029
Purchased Services	1,219
Supplies	3,747
Cost of Sales - Purchased Food	75,359
Cost of Sales - Donated Food	17,336
Miscellaneous	6,043
Depreciation	942
Total Operating Expenses	232,867
OPERATING LOSS	(151,644)
NONOPERATING REVENUE	
Local Sources:	
Interest Earned	161
State Sources:	
Cash Reimbursements	1,004
Federal Sources:	
Cash Reimbursements	108,028
Donated Food	17,373
Total Nonoperating Revenue	126,566
NET INCOME (LOSS) BEFORE TRANSFERS	(25,078)
TRANSFERS	
Transfers In	26,331
NET POSITION - BEGINNING	28,370
NET POSITION - ENDING	\$ 29,623

The accompanying notes are an integral part of this statement.

Hill City School District No. 51-2
Statement of Cash Flows - Proprietary Funds
For the Year Ended June 30, 2017

	Food Service Fund
CASH FLOWS FROM OPERATING ACTIVITIES	
Receipts from Customers	\$ 80,078
Payments to Suppliers	(84,694)
Payments to Employees	<u>(133,784)</u>
Net Cash Used by Operating Activities	<u>(138,400)</u>
CASH FLOWS FROM NONCAPITAL FINANCING ACTIVITIES	
Operating Subsidies	<u>134,855</u>
CASH FLOWS FROM INVESTING ACTIVITIES	
Interest Earnings	<u>161</u>
NET DECREASE IN CASH AND CASH EQUIVALENTS	(3,384)
CASH AND CASH EQUIVALENTS AT BEGINNING OF YEAR	<u>4,436</u>
CASH AND CASH EQUIVALENTS AT END OF YEAR	<u><u>\$ 1,052</u></u>
RECONCILIATION OF OPERATING LOSS TO NET CASH USED BY OPERATING ACTIVITIES	
Operating Loss	\$ (151,644)
Adjustments to Reconcile Operating Loss to Net Cash Used by Operating Activities:	
Depreciation Expense	942
Cost of Sales - Donated Food	17,336
Net Pension Expense	2,902
Change in Assets and Liabilities:	
Inventory	1,674
Unearned Revenue	(1,145)
Contracts Payable	(5,397)
Benefits Payable	(3,329)
Accrued Leave Payable	<u>261</u>
NET CASH USED BY OPERATING ACTIVITIES	<u><u>\$ (138,400)</u></u>
NONCASH INVESTING, CAPITAL AND FINANCING ACTIVITIES	
Value of Commodities Received	<u><u>\$ 17,373</u></u>

The accompanying notes are an integral part of this statement.

Hill City School District No. 51-2
Statement of Fiduciary Net Position - Fiduciary Funds
June 30, 2017

	<u>Private- Purpose Trust Funds</u>	<u>Agency Funds</u>
ASSETS		
Cash and Cash Equivalents	\$ 8,150	\$ 53,256
Savings Certificates	<u>11,451</u>	<u>-</u>
TOTAL ASSETS	<u>19,601</u>	<u>\$ 53,256</u>
LIABILITIES		
Amounts Held for Others	<u>-</u>	<u>\$ 53,256</u>
NET POSITION		
Restricted for Scholarships:		
Non-expendable	5,000	
Expendable	<u>14,601</u>	
TOTAL NET POSITION	<u>\$ 19,601</u>	

The accompanying notes are an integral part of this statement.

Hill City School District No. 51-2
Statement of Changes in Fiduciary Net Position - Fiduciary Funds
For the Year Ended June 30, 2017

	<u>Private- Purpose Trust Funds</u>
ADDITIONS	
Private Donations	\$ 4,493
Interest	<u>31</u>
	4,524
 DEDUCTIONS	
Scholarships Awarded	<u>4,204</u>
 CHANGE IN NET POSITION	 320
 NET POSITION - BEGINNING	 <u>19,281</u>
 NET POSITION - ENDING	 <u>\$ 19,601</u>

The accompanying notes are an integral part of this statement.

Hill City School District No. 51-2

Notes to the Financial Statements

June 30, 2017

NOTE 1 - SUMMARY OF SIGNIFICANT ACCOUNTING POLICIES

The accounting policies of the Hill City School District No. 51-2 (the District) conform to generally accepted accounting principles applicable to government entities in the United States of America.

A. REPORTING ENTITY

The reporting entity of Hill City School District No. 51-2, consists of the primary government (which includes all of the funds, organizations, institutions, agencies, departments and offices that make up the legal entity, plus those funds for which the primary government has a fiduciary responsibility, even though those fiduciary funds may represent organizations that do not meet the criteria for inclusion in the financial reporting entity); those organizations for which the primary government is financially accountable; and other organizations for which the nature and significance of their relationship with the primary government are such that their exclusion would cause the financial reporting entity's financial statements to be misleading or incomplete.

The District is a public education agency operating under the applicable laws and regulations of the State of South Dakota. It is governed by a five-member Board of Trustees (the Board) elected by registered voters of the District. The Board has the authority to make decisions, appoint administrators and managers, and significantly influence operations. It also has accountability for fiscal matters. There are no component units included within the reporting entity.

The District participates in a cooperative service unit with several other school districts. See Note 9 - Joint Venture for specific disclosures. Joint ventures do not meet the criteria for inclusion in the financial reporting entity as a component unit, but are discussed in the notes because of the nature of their relationship with the District.

B. GOVERNMENT-WIDE AND FUND FINANCIAL STATEMENTS

Government-wide Financial Statements

The Statement of Net Position and the Statement of Activities display information about the District as a whole. These statements include the financial activities of the overall government, except for fiduciary funds. Eliminations have been made to minimize the double counting of internal activities.

These statements distinguish between the governmental and business-type activities of the District. Governmental activities are generally financed through taxes, intergovernmental revenues, and other non-exchange transactions. Business-type activities are financed in whole or in part by fees charged to external parties for goods or services.

The Statement of Net Position reports all financial and capital resources in a net position form (assets and deferred outflows of resources minus liabilities and deferred inflows of resources equal net position). Net position is displayed in three components, as applicable: net investment in capital assets, restricted (distinguishing between major categories of restrictions), and unrestricted.

The Statement of Activities presents a comparison between direct expenses and program revenues for each segment of the business-type activities of the District and for each function of the District's governmental activities. Direct expenses are those that are specifically associated with a program or function and, therefore, are clearly identifiable to a particular function.

Program revenues include (a) charges paid by recipients of goods and services offered by the programs and (b) grants and contributions that are restricted to meeting the operational or capital requirements of a particular program. Revenues that are not classified as program revenues, including all taxes, are presented as general revenues.

Hill City School District No. 51-2
Notes to the Financial Statements
June 30, 2017

NOTE 1 - SUMMARY OF SIGNIFICANT ACCOUNTING POLICIES (CONTINUED)

Fund Financial Statements

Fund financial statements of the reporting entity are organized into funds, each of which is considered to be a separate accounting entity. Each fund is accounted for by providing a separate set of self-balancing accounts that constitute its assets, deferred outflows of resources, liabilities, deferred inflows of resources, fund equity, revenues, and expenditures/expenses. Funds are organized into three major categories: governmental, proprietary, and fiduciary. Major individual governmental and proprietary funds are reported in separate columns.

C. FUND TYPES AND MAJOR FUNDS

An emphasis is placed on major funds within the governmental and proprietary categories. A fund is considered major if it is a primary operating fund of the District or if it meets the following criteria:

1. Total assets, deferred outflows of resources, liabilities, deferred inflows of resources, revenues, or expenditures/expenses of the individual governmental or enterprise fund are at least 10 percent of the corresponding total for all funds of that category or type, and
2. Total assets, deferred outflows of resources, liabilities, deferred inflows of resources revenues, or expenditures/expenses of the individual governmental or enterprise fund are at least 5 percent of the corresponding total for all governmental and enterprise funds combined, or
3. Management has elected to classify one or more governmental or enterprise funds as major for consistency in reporting year to year or because of public interest in the fund's operations.

The funds of the District are described below within their respective fund types:

Governmental Funds:

General Fund - The General Fund is established by South Dakota Codified Laws (SDCL) 13-16-3 to meet all the general operational costs of the District, excluding Capital Outlay Fund and Special Education Fund expenditures. The General Fund is always a major fund.

Special Revenue Fund Types - Special revenue funds are used to account for the proceeds of specific revenue sources that are legally restricted to expenditures for specified purposes. The District's special revenue funds are as follows:

Capital Outlay Fund - A fund established by SDCL 13-16-6 to meet expenditures which result in the lease of, acquisitions of or additions to real property, plant or equipment, textbooks and instructional software. This fund is financed by property taxes and is a major fund.

Special Education Fund - A fund established by SDCL 13-37-16 to pay the costs for the special education of all children in need of special assistance and prolonged assistance who reside within the district. This fund is financed primarily by property taxes and state and federal grants. This is a major fund.

Pension Fund - A fund established by SDCL 13-10-6 for the purpose of paying pensions to retired employees of school districts, which have established such systems, paying the District's share of retirement plan contributions, and for funding early retirement benefits to qualifying employees. This fund is financed by property taxes and is a major fund.

Hill City School District No. 51-2
Notes to the Financial Statements
June 30, 2017

NOTE 1 - SUMMARY OF SIGNIFICANT ACCOUNTING POLICIES (CONTINUED)

Proprietary Funds:

Enterprise Fund Types - Enterprise funds are used to account for operations that (a) are financed and operated in a manner similar to private business enterprises, where the focus of the governing body is the costs (expenses, including depreciation) of providing goods or services to the general public on a continuing basis whether financed or recovered through user charges or grants; or (b) where the governing body has decided periodic determination of revenues earned, expenses incurred, and or net income is appropriate for capital maintenance, public policy, management control, accountability, or other purposes. The District's only enterprise fund is as follows:

Food Service Fund - A fund used to record financial transactions related to food service operations. This fund is financed by user charges and grants. This is a major fund.

Fiduciary Funds:

Fiduciary funds are never considered to be major funds.

Private-Purpose Trust Fund Types - Private-purpose trust funds are used to account for all trust arrangements under which principal and income benefits individuals, private organizations, or other governments. The District maintains several Scholarship Funds. The purpose of these funds is to provide scholarships to qualifying students.

Agency Fund Types - Agency funds are used to account for resources held by the District in a purely custodial capacity (assets equal liabilities). Since agency funds are custodial in nature they do not involve the measurement of the results of operations. The District maintains a variety of agency funds to hold assets as an agent in a trustee capacity for various classes, clubs, and so on.

D. MEASUREMENT FOCUS AND BASIS OF ACCOUNTING

Measurement focus is a term used to describe "how" transactions are recorded within the various financial statements. Basis of accounting refers to "when" revenues and expenditures or expenses are recognized in the accounts and reported in the financial statements, regardless of the measurement focus.

Measurement Focus

Government-wide Financial Statements:

In the government-wide Statement of Net Position and Statement of Activities, both governmental and business-type activities are presented using the "economic resources" measurement focus, applied on the accrual basis of accounting.

Fund Financial Statements:

In the fund financial statements, the "current financial resources" measurement focus and the modified accrual basis of accounting are applied to governmental funds, while the "economic resources" measurement focus and the accrual basis of accounting are applied to the proprietary and fiduciary fund types.

Hill City School District No. 51-2
Notes to the Financial Statements
June 30, 2017

NOTE 1 - SUMMARY OF SIGNIFICANT ACCOUNTING POLICIES (CONTINUED)

Basis of Accounting

Government-wide Financial Statements:

In the government-wide Statement of Net Position and Statement of Activities, governmental and business-type activities are presented using the accrual basis of accounting. Under the accrual basis of accounting, revenues and related assets generally are recorded when earned (usually when the right to receive cash vests), and expenses and related liabilities are recorded when an obligation is incurred (usually when the obligation to pay cash in the future vests).

Fund Financial Statements:

All governmental funds are accounted for using the modified accrual basis of accounting. Their revenues, including property taxes, generally are recognized when they become measurable and available. "Available" means resources are collected or will be collected soon enough after the end of the fiscal year that they can be used to pay the bills of the current period. The District considers significant revenues reported in the governmental funds to be available if the revenues are collected within sixty days after year-end.

Receivables, such as taxes receivable, may be measurable but not available. Available means collectible within the current period or soon enough thereafter to be used to pay liabilities of the current period. Reported deferred inflows of resources are those where asset recognition criteria have been met, but for which revenue recognition criteria have not been met.

Expenditures are generally recorded when the related fund liability is incurred. Exceptions to this general rule include principal and interest on general long-term debt, which is recognized when due.

All proprietary funds and fiduciary funds are accounted for using the accrual basis of accounting. Their revenues are recognized when they are earned, and their expenses are recognized when they are incurred.

E. INTERFUND ELIMINATIONS AND RECLASSIFICATIONS

In the process of aggregating data for the government-wide financial statements the District has charged certain "centralized expenses", including an administrative overhead component, as direct expenses to programs in order to show all expenses that are associated with a service, program or department. This process minimizes the doubling-up effect on internal service fund activity.

F. CASH AND CASH EQUIVALENTS

The District pools its cash resources for depositing purposes. Accordingly, the enterprise fund has access to its cash resources on demand. All reported enterprise fund deposit balances are considered to be cash equivalents for the purpose of the Statement of Cash Flows.

G. INVENTORY

Inventory is valued at the lower of cost or market. The cost valuation method is first-in, first-out for enterprise fund inventories and average cost for governmental fund inventories.

Donated commodities are valued at estimated market value based on the USDA price list at the date of receipt.

Hill City School District No. 51-2
Notes to the Financial Statements
June 30, 2017

NOTE 1 - SUMMARY OF SIGNIFICANT ACCOUNTING POLICIES (CONTINUED)

Inventory in the governmental funds and governmental activities consists of expendable supplies held for consumption. In the government-wide financial statements and governmental funds, inventory items are initially recorded as assets and charged to expense in the various functions of government as they are consumed. Inventories reported in the fund financial statements are equally offset by nonspendable fund balance which indicates that they do not constitute "available spendable resources" even though they are a component of net current assets. Nonspendable fund balances related to inventory are reported net of the related liability (accounts payable).

H. CAPITAL ASSETS

Capital assets include land, buildings, improvements, equipment, and all other tangible or intangible assets that are used in operations and that have initial useful lives extending beyond a single reporting period.

The accounting treatment of capital assets depends on whether the assets are used in governmental fund operations or proprietary fund operations and whether they are reported in the government-wide or fund financial statements.

Government-wide Financial Statements:

All capital assets are valued at historical cost or estimated historical cost if actual historical cost is not available. Donated capital assets are valued at their estimated fair value on the date donated. Interest costs incurred during construction of capital assets are not capitalized.

Capitalization thresholds (the dollar value above which individual asset acquisitions are added to the capital asset accounts) and estimated useful lives of capital assets reported in the government-wide financial statements and proprietary funds are as follows:

	Capitalization Threshold	Estimated Useful Life
Land	\$ All	-----
Buildings	50,000	50 yrs
Improvements	25,000	10-20 yrs
Machinery and Equipment	5,000	5-30 yrs

Depreciation expense is calculated using the straight-line and composite methods. Depreciation of all exhaustible capital assets is recorded as an allocated expense in the Statement of Activities. Land is an inexhaustible capital asset and is not depreciated.

Fund Financial Statements:

In the fund financial statements, capital assets used in governmental fund operations are accounted for as capital expenditures of the governmental fund upon acquisition. Capital assets used in proprietary fund operations are accounted for on the accrual basis, the same as in the government-wide financial statements.

I. LONG-TERM LIABILITIES

The accounting treatment of long-term liabilities depends on whether the assets are used in governmental fund operations or proprietary fund operations and whether they are reported in the government-wide or fund financial statements.

Hill City School District No. 51-2
Notes to the Financial Statements
June 30, 2017

NOTE 1 - SUMMARY OF SIGNIFICANT ACCOUNTING POLICIES (CONTINUED)

Government-wide Financial Statements:

All long-term liabilities to be repaid from governmental and business-type resources are reported as liabilities in the government-wide financial statements. Long-term liabilities consist of compensated absences, early retirement payable, capital outlay certificates payable, and capital leases.

Compensated Absences Payable - Compensated absences payable is the annual leave earned by employees. Vacation leave is earned by 12 month employees at varying rates depending on years of service. Sick leave is earned by the employees at the rate of one day for each month worked. Upon termination, employees are entitled to receive compensation for their accrued annual leave; employees are not entitled to compensation for sick leave balances. Accrued leave payable balances are reported in Note 5 as compensated absences. For employees normally paid out of the governmental funds, these amounts are charged as an expenditure at the time of termination or when the benefit becomes payable to the employee.

Fund Financial Statements:

In the fund financial statements, debt proceeds are reported as revenues (other financing sources), while payments of principal and interest are reported as expenditures when they become due. The accounting for proprietary fund long-term debt is on the accrual basis, the same as in the government-wide financial statements.

J. DEFERRED OUTFLOWS/INFLOWS OF RESOURCES

The District reports increases in net position that relate to future periods as deferred outflows of resources in a separate section of its government-wide and proprietary funds statements of net position. The only deferred outflow of resources reported is a deferred amount arising from the District's pension plan for qualified retirees as discussed in Note 8.

The District's governmental funds report a separate section for deferred inflows of resources. This section reflects a decrease in net position that applies to a future period or periods. Under the modified accrual basis of accounting, governmental fund revenues are not recognized until available (collected no later than 60 days after the end of the District's fiscal year). The District reports the following as deferred inflows of resources in the governmental funds: property taxes levied but not collected within the available period; property taxes collected within the available period that are intended to finance the next fiscal year; and capital credits that are owed to the District, but will be received at some point in the future. In the government-wide financial statements, the District reports deferred inflows of resources for property taxes levied for a future period and pension-related items. In the business-type activities, the District reports deferred inflows for pension-related items.

K. UNEARNED REVENUE

The food service fund reports meal tickets that have been purchased but not yet redeemed as unearned revenue.

The governmental funds report various grants received in advance of the eligibility criteria for revenue recognition as unearned revenue

Hill City School District No. 51-2
Notes to the Financial Statements
June 30, 2017

NOTE 1 - SUMMARY OF SIGNIFICANT ACCOUNTING POLICIES (CONTINUED)

L. NET POSITION AND FUND BALANCE

Government-wide Financial Statements:

It is the District's policy to first use restricted net position, prior to the use of unrestricted position, when an expense is incurred for purposes for which both restricted and unrestricted net position are available. Net Position on the Statement of Net Position includes the following three components:

Net Investment in Capital Assets - Consists of capital assets, including restricted capital assets, net of accumulated depreciation (if applicable) and reduced by the outstanding balances of capital outlay certificates or other borrowings that are attributable to the acquisition, construction, or improvement of those assets.

Restricted - Consists of net position with constraints placed on its use either by (a) external groups such as creditors, grantors, contributors, or laws and regulations of other governments or (b) law through constitutional provisions or enabling legislation.

Unrestricted - Represents all other net position that does not meet the definition of "restricted" or "net investment in capital assets."

The District classifies governmental fund balances as follows:

Nonspendable - Includes amounts that cannot be spent because they are either not in spendable form or are legally or contractually required to be maintained intact.

Restricted - Constraints are placed on the use of resources by either (a) externally imposed by creditors, grantors, contributors, or laws or regulations of other governments, or (b) imposed by law through constitutional provisions or enabling legislation.

Assigned - Amounts that are constrained by the District's intent to be used for specific purposes but are not considered restricted. Amounts can be assigned by committees of the School Board or management of the District.

Unassigned - Includes positive fund balance within the General Fund which has not been classified within the above-mentioned categories, and negative fund balances in other governmental funds.

The District uses restricted amounts first when both restricted and unrestricted fund balance is available unless there are legal documents or contracts that prohibit doing this, such as a grant agreement requiring dollar for dollar spending. Additionally, the District would first use assigned and then unassigned amounts of unrestricted fund balance when expenditures are made. The District does not have a minimum fund balance policy.

Proprietary net position is classified the same as in the government-wide financial statements. Fiduciary net position (except for Agency Funds, which do not have net position) is reported as net position held in trust for other purposes.

M. PROPRIETARY FUND REVENUE AND EXPENSE CLASSIFICATIONS

In the proprietary fund Statement of Revenues, Expenses and Changes in Fund Net Position, revenues and expenses are classified in a manner consistent with how they are classified in the Statement of Cash Flows. That is, transactions for which related cash flows are reported as capital and related financing activities, noncapital financing activities, or investing activities are not reported as components of operating revenues or expenses.

Hill City School District No. 51-2
Notes to the Financial Statements
June 30, 2017

NOTE 1 - SUMMARY OF SIGNIFICANT ACCOUNTING POLICIES (CONTINUED)

N. PROGRAM REVENUES

In the Statement of Activities, reported program revenues derive directly from the program itself or from parties other than the District's taxpayers or citizenry, as a whole. Program revenues are classified into three categories, as follows:

Charges for Services - These arise from charges to customers, applicants, or others who purchase, use, or directly benefit from the goods, services, or privileges provided, or are otherwise directly affected by the services.

Program Revenues - Operating Grants and Contributions - These arise from mandatory and voluntary non-exchange transactions with other governments, organizations or individuals that are restricted for use in a particular program.

Program Revenues - Capital Grants and Contributions - These arise from mandatory and voluntary non-exchange transactions with other governments, organizations, or individuals that are restricted for the acquisition of capital assets for use in a particular program.

NOTE 2 - DEPOSITS AND INVESTMENTS

The District follows the practice of aggregating the cash assets of various funds to maximize cash management efficiency and returns. Statutes impose various restrictions on deposits and investments. These restrictions are summarized below:

Deposits - The District's deposits are made in qualified public depositories as defined by SDCL 4-6A-1, 13-16-15, 13-16-15.1, and 13-16-18.1. Qualified depositories are required by SDCL 4-6A-3 to maintain at all times, segregated from their other assets, eligible collateral having a value equal to at least 100 percent of the public deposit accounts which exceed deposit insurance such as the FDIC and NCUA. In lieu of pledging eligible securities, a qualified public depository may furnish irrevocable standby letters of credit issued by Federal Home Loan Banks accompanied by written evidence of that bank's public debt rating which may not be less than "AA", or a qualified public depository may furnish a corporate surety bond of a corporation authorized to do business in South Dakota.

The District's policy is to report deposits at cost plus interest and credit all income from investments to the fund making the investment with the exception of the general checking account whose interest income is credited to the General Fund.

Investments - In general, SDCL 4-5-6 permits school district funds to be invested only in (a) securities of the United States and securities guaranteed by the United States Government either directly or indirectly; or (b) repurchase agreements fully collateralized by securities described in (a) above; or in shares of an open-end, no load fund administered by an investment company whose investments are in securities described in (a) above and repurchase agreements described in (b) above. Also, SDCL 4-5-9 requires investments to be in the physical custody of the political subdivision or may be deposited in a safekeeping account with any bank or trust company designated by the political subdivision as its fiscal agent. As of June 30, 2017, the District did not have any investments.

Custodial Credit Risk - Deposits - The risk that, in the event of a depository failure, the District's deposits may not be returned to it. The District does not have a deposit policy for custodial credit risk. As of June 30, 2017, the District's deposits in financial institutions were not exposed to credit risk as all deposits were fully collateralized by pledged securities.

Hill City School District No. 51-2
Notes to the Financial Statements
June 30, 2017

NOTE 2 - DEPOSITS AND INVESTMENTS (CONTINUED)

Credit Risk - State law limits eligible investments for the District, as discussed above. The District has no investment policy that would further limit its investment choices.

Concentration of Credit Risk - The District places no limit on the amount that may be deposited with any one financial institution or invested with any one issuer.

Interest Rate Risk - The District does not have a formal investment policy that limits investment maturities as a means of managing its exposure to fair value losses arising from increasing interest rates.

NOTE 3 - DUE FROM OTHER GOVERNMENTS

As of June 30, 2017, amounts due from other governments included in the financial statements consisted of the following:

S.D. Department of Education \$ 305,249

NOTE 4 - CHANGES IN CAPITAL ASSETS

A summary of changes in capital assets for the year ended June 30, 2017 is as follows:

	<u>Balance</u> <u>June 30, 2016</u>	<u>Increase</u>	<u>Decrease</u>	<u>Balance</u> <u>June 30, 2017</u>
Governmental Activities:				
Capital Assets Not Being Depreciated:				
Land	\$ 388,891	\$ -	\$ -	\$ 388,891
Capital Assets Being Depreciated:				
Buildings	13,533,733	267,224	-	13,800,957
Improvements	667,217	42,800	-	710,017
Equipment	<u>1,488,042</u>	<u>331,415</u>	<u>320,848</u>	<u>1,498,609</u>
Total Capital Assets Being Depreciated:	<u>15,688,992</u>	<u>641,439</u>	<u>320,848</u>	<u>16,009,583</u>
Less Accumulated Depreciation for:				
Equipment	1,004,265	195,401	227,029	972,637
Buildings	4,002,722	282,464	-	4,285,186
Improvements	434,573	30,615	-	465,188
Subtotal	<u>5,441,560</u>	<u>508,480</u>	<u>227,029</u>	<u>5,723,011</u>
Net Capital Assets	<u>\$ 10,636,323</u>	<u>\$ 132,959</u>	<u>\$ 93,819</u>	<u>\$ 10,675,463</u>
Business-type Activities:				
Equipment	\$ 134,827	\$ -	\$ -	\$ 134,827
Less Accumulated Depreciation	<u>131,059</u>	<u>942</u>	<u>-</u>	<u>132,001</u>
Net Capital Assets	<u>\$ 3,768</u>	<u>\$ (942)</u>	<u>\$ -</u>	<u>\$ 2,826</u>

Hill City School District No. 51-2
Notes to the Financial Statements
June 30, 2017

NOTE 4 - CHANGES IN CAPITAL ASSETS (CONTINUED)

Depreciation expense was charged to governmental functions as follows:

Instruction	\$ 400,440
Support Services	44,777
Community Services	3,390
Cocurricular Activities	<u>59,873</u>
Total Depreciation Expense	<u>\$ 508,480</u>

NOTE 5 - LONG-TERM LIABILITIES

The following is a summary of changes in long-term liabilities:

	Balance June 30, 2016	Increase	Decrease	Balance June 30, 2017	Amounts Due Within 1 Year
Governmental Activities:					
General Obligation Debt					
Capital Outlay					
Certificates	\$ 4,940,000	\$ -	\$ 495,000	\$ 4,445,000	\$ 665,000
Capital Outlay Certificates					
Discounts	(31,462)	-	3,500	(27,962)	-
Capital Leases	<u>-</u>	<u>225,889</u>	<u>77,296</u>	<u>148,593</u>	<u>73,314</u>
Subtotal	4,908,538	225,889	575,796	4,565,631	738,314
Other Liabilities:					
Compensated Absences	<u>37,435</u>	<u>38,494</u>	<u>37,435</u>	<u>38,494</u>	<u>4,113</u>
Total Long-term Liabilities	<u>\$ 4,945,973</u>	<u>\$ 264,383</u>	<u>\$ 613,231</u>	<u>\$ 4,604,125</u>	<u>\$ 742,427</u>
Business-type Activities:					
Compensated Absences	<u>\$ 1,000</u>	<u>\$ 261</u>	<u>\$ -</u>	<u>\$ 1,261</u>	<u>\$ 52</u>

Capital outlay certificates and other general obligations at June 30, 2017 were comprised of the following:

2012 Capital Outlay Certificates, Bearing Interest at Fixed Rates Ranging from at .55% to 1.85%, Due 1/15/2020	\$ 730,000
2016 Capital Outlay Certificates, Bearing Interest at a Fixed Rates Ranging from .80% to 1.55%, Due 06/30/2024	3,715,000
2016 Capital Outlay Certificates Discount	(27,962)
2017 Computer Capital Lease, Bearing Interest at a Fixed Rate of 2.68%, Lease Ending on 7/08/2019	<u>148,593</u>
	<u>\$ 4,565,631</u>

Hill City School District No. 51-2
Notes to the Financial Statements
June 30, 2017

NOTE 5 - LONG-TERM LIABILITIES (CONTINUED)

The annual debt service requirements to maturity for all long-term debt outstanding as of June 30, 2017, excluding compensated absences, are as follows:

Year Ending June 30,	General Obligation Debt		Capital Lease Obligations		Totals
	Principal	Interest	Principal	Interest	
2018	\$ 665,000	\$ 54,675	\$ 73,314	\$ 3,982	\$ 796,971
2019	685,000	47,695	75,279	2,017	809,991
2020	580,000	39,260	-	-	619,260
2021	545,000	30,863	-	-	575,863
2022	730,000	22,848	-	-	752,848
2023-2024	<u>1,240,000</u>	<u>16,724</u>	<u>-</u>	<u>-</u>	<u>1,256,724</u>
Total Payments	<u>\$ 4,445,000</u>	<u>\$ 212,065</u>	<u>\$ 148,593</u>	<u>\$ 5,999</u>	<u>\$ 4,811,657</u>

Payments of all capital outlay certificates are made from the Capital Outlay fund. Compensated absence payments are made from the fund that the related payroll expenditures are charged.

NOTE 6 - RESTRICTED NET POSITION

The following table shows the components of restricted net position as presented on the Statement of Net Position:

Major Purposes	Restricted By	Total
Capital Outlay Purposes	State Law	\$ 1,042,885
Special Education Purposes	State Law	276,028
Proportionate Share of Net Pension Liability	State Law	<u>817,787</u>
		<u>\$ 2,136,700</u>

Although unrestricted, the Business-type Activities' net position in the amount of \$5,298 is limited by Federal Regulations as the District's food services are primarily funded with federal grants.

NOTE 7 - PROPERTY TAX

Property taxes are levied on or before each October 1, attach as an enforceable lien on property, and become due and payable as of the following January 1, and are payable in two installments on or before the following April 30 and October 31. The county bills and collects the District's taxes and remits them to the District.

District property tax revenues are recognized to the extent that they are used to finance each year's appropriations. Revenue related to current year property taxes receivable which is not intended to be used to finance the current year's appropriations and therefore are not susceptible to accrual has been reported as deferred inflows of resources in both the fund financial statements and the government-wide financial statements. Additionally, in the fund financial statements, revenue from property taxes may be limited by any amount not collected during the current fiscal period or within the "availability period."

State statute allows the General Fund tax rates to be increased by special election of the voters.

Hill City School District No. 51-2

Notes to the Financial Statements

June 30, 2017

NOTE 8 - PENSION PLAN

Plan Information

All employees, working more than 20 hours per week during the school year, participate in the South Dakota Retirement System (SDRS), a cost sharing, multiple employer defined benefit pension plan administered by SDRS to provide retirement benefits for employees of the State of South Dakota and its political subdivisions. The SDRS provides retirement, disability, and survivors' benefits. The right to receive retirement benefits vests after three years of credited service. Authority for establishing, administering and amending plan provisions are found in SDCL 3-12. The SDRS issues a publicly available financial report that includes financial statements and required supplementary information. That report may be obtained at <http://www.sdrs.sd.gov/publications/> or by writing to the SDRS, P.O. Box 1098, Pierre, SD 57501-1098 or by calling (605) 773-3731.

Benefits Provided

SDRS has three different classes of employees, Class A, Class B public safety and Class B judicial. Class A retirement benefits are determined as 1.7 percent prior to 2008 and 1.55 percent thereafter of the employee's final 3-year average compensation times the employee's years of service. Employees with 3 years of service are eligible to retire at age 55. Class B public safety benefits are determined as 2.4 percent for service prior to 2008 and 2.0 percent thereafter of employee final average compensation. Class B judicial benefits are determined as 3.733 percent for service prior to 2008 and 3.333 percent thereafter of employee final average compensation. All Class B employees with 3 years of service are eligible to retire at age 45. Employees are eligible for service-related disability benefits regardless of length of service. Three years of service is required for nonservice-related disability eligibility. Disability benefits are determined in the same manner as retirement benefits but are payable immediately without an actuarial reduction. Death benefits are a percent of the employee's final average salary.

The annual increase in the amount of the SDRS benefits payable on each July 1st is indexed to the consumer price index (CPI) based on SDRS funded status:

- If the SDRS market value funded ratio is
 - 100% or more - 3.1% COLA
 - 80.0% to 99.9%, index with the CPI
 - 90.0% to 99.9% funded - 2.1% minimum and 2.8% maximum COLA
 - 80.0% to 90.0% funded - 2.1% minimum and 2.4% maximum COLA
 - Less than 80% - 2.1% COLA

All benefits except those depending on the Member's Accumulated Contributions are annually increased by the Cost-of-living Adjustment.

Contributions

Per SDCL 3-12, contribution requirements of the active employees and the participating employers are established and may be amended by the SDRS Board. Covered employees are required by state statute to contribute the following percentages of their salary to the plan; Class A Members, 6.0% of salary; Class B Judicial Members, 9.0% of salary; and Class B Public Safety Members, 8.0% of salary. State statute also requires the employer to contribute an amount equal to the employee's contribution. State statute also requires the employer to make an additional contribution in the amount of 6.2% for any compensation exceeding the maximum taxable amount for social security for general employees only. The District's share of contributions to the SDRS for the fiscal years ended June 30, 2017, 2016, and 2015 were \$197,288, \$184,593, and \$183,638, respectively, and were equal to the required contributions each year.

Hill City School District No. 51-2
Notes to the Financial Statements
June 30, 2017

NOTE 8 - PENSION PLAN (CONTINUED)

Pension Liabilities (Assets), Pension Expense (Revenue), and Deferred Outflows of Resources and Deferred Inflows of Resources to Pensions

At June 30, 2016, SDRS is 96.89% funded and accordingly has a net pension liability. The proportionate shares of the components of the net pension asset of South Dakota Retirement System, for the District as of the measurement period ending June 30, 2016 and reported by the District as of June 30, 2017 are as follows:

Proportionate Share of Pension Liability	\$ 17,818,918
Less: Proportionate Share Net Pension Restricted for Pension Benefits	<u>17,264,230</u>
Proportionate Share of Net Pension Liability (Asset)	<u>\$ 554,688</u>

At June 30, 2017, the District reported a liability (asset) of \$554,688 for its proportionate share of the net pension liability (asset). The net pension liability (asset) was measured as of June 30, 2016 and the total pension liability (asset) used to calculate the net pension liability (asset) was based on a projection of the District's share of contributions to the pension plan relative to the contributions of all participating entities. At June 30, 2016, the District's proportion was 0.1642% which is a decrease of 0.0025% from its proportion measured at June 30, 2015.

For the year ended June 30, 2017, the District recognized net pension expense of \$398,461. At June 30, 2017, the District reported deferred outflows of resources and deferred inflows of resources related to pensions from the following sources:

	<u>Deferred Outflows of Resources</u>	<u>Deferred Inflows of Resources</u>
Difference Between Expected and Actual Experience	\$ 193,099	\$ -
Changes in Assumption	332,232	-
Net Difference Between Projected and Actual Earnings on Pension Plan Investments	617,000	-
Changes in Proportion and Difference Between School District Contributions and Proportionate Share of Contributions	32,856	-
District Contributions Subsequent to the Measurement Date	<u>197,288</u>	<u>-</u>
Total	<u>\$ 1,372,475</u>	<u>\$ -</u>

Hill City School District No. 51-2
Notes to the Financial Statements
June 30, 2017

NOTE 8 - PENSION PLAN (CONTINUED)

\$197,288 reported as deferred outflow of resources related to pensions resulting from District contributions subsequent to the measurement date will be recognized as a reduction of the net pension liability in the year ending June 30, 2018. Other amounts reported as deferred outflows of resources and deferred inflows of resources related to pensions will be recognized in pension revenue as follows:

Year Ended June 30,	
2018	\$ 320,616
2019	198,831
2020	397,712
2021	258,028
2022	-
Thereafter	-
Total	<u>\$ 1,175,187</u>

Actuarial Assumptions

The total pension liability (asset) in the June 30, 2016 actuarial valuation was determined using the following actuarial assumptions, applied to all periods included in the measurement:

Inflation	3.25 percent
Salary Increases	5.83 percent at entry to 3.87 percent after 30 years of service
Investment Rate of Return	7.25 percent through 2017 and 7.50 percent thereafter, net of pension plan investment expense

Mortality rates were based on the RP-2000 Employee Mortality Table for males and females, as appropriate.

The actuarial assumptions used in the June 30, 2016 valuation were based on the results of an actuarial experience study for the period July 1, 2005 through June 30, 2011. The mortality assumptions were revised based on an extension of the experience study including mortality experience through June 30, 2013.

Hill City School District No. 51-2
Notes to the Financial Statements
June 30, 2017

NOTE 8 - PENSION PLAN (CONTINUED)

Investment portfolio management is the statutory responsibility of the South Dakota Investment Council (SDIC), which may utilize the services of external money managers for management of a portion of the portfolio. SDIC is governed by the Prudent Man Rule (i.e., the council should use the same degree of care as a prudent man). Current SDIC investment policies dictate limits on the percentage of assets invested in various types of vehicles (equities, fixed income securities, real estate, cash, private equity, etc.). The long-term expected rate of return on pension plan investments was determined using a method in which best-estimate ranges of expected future real rates of return (expected returns, net of pension plan investment expense and inflation) are developed for each major asset class. These ranges are combined to produce the long-term expected rate of return by weighing the expected future real rates of return by the target asset allocation percentage and by adding expected inflation. Best estimates of real rates of return for each major asset class included in the pension plan's target asset allocation as of June 30, 2016 (see the discussion of the pension plan's investment policy) are summarized in the following table using geometric means:

<u>Asset Class</u>	<u>Target Allocation</u>	<u>Long-term Expected Real Rate of Return</u>
Global Equity	58.0%	4.5%
Fixed Income	30.0%	1.8%
Real Estate	10.0%	4.6%
Cash	<u>2.0%</u>	0.7%
Total	<u>100%</u>	

Discount Rate

The discount rate used to measure the total pension liability (asset) was 7.25% through 2017 and 7.50% thereafter. The projection of cash flows used to determine the discount rate assumed that employee contributions will be made at the current contribution rate and that matching employer contributions from will be made at rates equal to the member rate. Based on these assumptions, the pension plan's fiduciary net position was projected to be available to make all future benefit payments of current plan members. Therefore, the long-term expected rate of return on pension plan investments was applied to all periods of projected benefit payments to determine the total pension liability (asset).

Sensitivity of Liability (Asset) to Changes in the Discount Rate

The following presents the District's proportionate share of net pension liability (asset) calculated using the discount rate of 7.25% through 2017 and 7.50% thereafter, as well as what the School's proportionate share of the net pension liability (asset) would be if it were calculated using a discount rate that is 1-percentage point lower (6.25/6.50%) or 1-percentage point higher (8.25/8.50%) than the current rate:

	<u>1% Decrease</u>	<u>Current Discount Rate</u>	<u>1% Increase</u>
School District's Proportionate Share of the Net Pension Liability (Asset)	<u>\$ 3,104,024</u>	<u>\$ 554,688</u>	<u>\$ (1,524,570)</u>

Pension Plan Fiduciary Net Position

Detailed information about the plan's fiduciary net position is available in the separately issued SDRS financial report.

Hill City School District No. 51-2
Notes to the Financial Statements
June 30, 2017

NOTE 9 - JOINT VENTURE

The District participates in the Black Hills Special Services Cooperative (the Co-op), a cooperative service unit formed for the purpose of providing special education and other services to the member school districts. During the year ended June 30, 2017, the District paid \$20,692 for services provided by the Co-op.

The members of the Co-op and their relative percentage participation in the Co-op are as follows:

Belle Fourche School District	8.33%
Custer School District	8.33%
Douglas School District	8.33%
Edgemont School District	8.33%
Haakon School District	8.33%
Hill City School District	8.33%
Hot Springs School District	8.33%
Lead/Deadwood School District	8.33%
Meade School District	8.33%
Oelrichs School District	8.33%
Rapid City School District	8.33%
Spearfish School District	8.33%

The Co-op's governing board is comprised of one representative, a school board member, from each member school district. The board is responsible for adopting the Co-op's budget and setting service fees at a level adequate to fund the adopted budget.

The District retains no equity in the net position of the Co-op, but does have a responsibility to fund deficits of the Co-op in proportion to the relative participation described above.

Separate financial statements may be obtained by writing to BHSSC, PO Box 218, Sturgis SD 57785.

At June 30, 2017, this joint venture had assets of \$7,487,065, deferred outflows of resources of \$5,617,630, liabilities of \$5,854,466, and net position of \$7,250,229.

NOTE 10 - RISK MANAGEMENT

The District is exposed to various risks of loss related to torts; theft of, damage to, and destruction of assets; errors and omissions; injuries to employees; and natural disasters. During the year ended June 30, 2017, the District managed its risks as follows:

Employee Health Insurance:

The District purchases health insurance for its employees from a commercial insurance carrier. The plan provides either a deductible of \$1,500 per person or \$4,500 per family, or a deductible of \$2,500 per person up to \$5,000 per family with the use of a health savings account. The District pays varying premiums based on the deductible selected. The coverage also includes a \$2,000,000 lifetime maximum payment per person.

Liability Insurance:

The District purchases liability insurance for risks related to torts; theft or damage to property; and errors and omissions of public officials from a commercial insurance carrier. Settled claims resulting from these risks have not exceeded the liability coverage during the past three years.

Hill City School District No. 51-2
Notes to the Financial Statements
June 30, 2017

NOTE 10 - RISK MANAGEMENT (CONTINUED)

Workmen's Compensation:

The District purchases liability insurance for workmen's compensation from a commercial carrier. The District does not carry additional insurance to cover claims in excess of the upper limit. Settled claims resulting from these risks have not exceeded the liability coverage over the past three years.

Unemployment Benefits:

The District has elected to be self-insured and retain all risk for liabilities resulting from claims for unemployment benefits.

The District has assigned funds in the General Fund in the amount of \$4,000 for the payment of future unemployment benefits.

During the year ended June 30, 2017, no claims were filed for unemployment benefits. At June 30, 2017, no claims were outstanding. It is not anticipated that any additional claims for unemployment benefits will be filed in the next fiscal year.

NOTE 11 - CONCENTRATIONS

The District is dependent upon grant revenues, property taxes and operating revenues from the State of South Dakota for its primary existence.

NOTE 12 - SUBSEQUENT EVENTS

The District has considered subsequent events through the date of the independent auditor's report, which is the date the financial statements were available to be issued.

REQUIRED SUPPLEMENTARY INFORMATION

Hill City School District No. 51-2
Budgetary Comparison Schedule - General Fund - Budgetary Basis
For the Year Ended June 30, 2017

	<u>Budgeted Original</u>	<u>Budgeted Final</u>
REVENUES		
Revenue From Local Sources:		
Taxes:		
Ad Valorem Taxes	\$ 3,035,907	\$ 3,035,907
Tax Deed Revenue	-	-
Gross Receipts Taxes	87,000	87,000
Penalties and Interest on Taxes	-	-
Cocurricular Activities	17,600	17,600
Earnings on Deposits	3,100	3,100
Other Local Revenue	<u>24,500</u>	<u>24,500</u>
Total Revenue From Local Sources	<u>3,168,107</u>	<u>3,168,107</u>
Revenue From Intermediate Sources:		
County Sources	20,000	20,000
Revenue in Lieu of Taxes	<u>500</u>	<u>500</u>
Total Revenue From Intermediate Sources	<u>20,500</u>	<u>20,500</u>
Revenue From State Sources:		
Unrestricted Grants-in-aid	<u>100,000</u>	<u>100,000</u>
Total Revenue From State Sources	<u>100,000</u>	<u>100,000</u>
Revenue From Federal Sources:		
Unrestricted Grants-in-aid	-	-
Restricted Grants-in-aid	<u>195,247</u>	<u>195,247</u>
Total Revenue From Federal Sources	<u>195,247</u>	<u>195,247</u>
TOTAL REVENUES	<u>3,483,854</u>	<u>3,483,854</u>

See independent auditor's report and notes to required supplementary information.

Actual (Budgetary Basis)	Variance Positive (Negative)
\$ 2,958,907	\$ (77,000)
1,481	1,481
81,246	(5,754)
13,220	13,220
19,701	2,101
7,410	4,310
<u>36,632</u>	<u>12,132</u>
<u>3,118,597</u>	<u>(49,510)</u>
24,408	4,408
<u>5,105</u>	<u>4,605</u>
<u>29,513</u>	<u>9,013</u>
<u>88,731</u>	<u>(11,269)</u>
<u>88,731</u>	<u>(11,269)</u>
560,605	560,605
<u>165,534</u>	<u>(29,713)</u>
<u>726,139</u>	<u>530,892</u>
<u>3,962,980</u>	<u>479,126</u>

See independent auditor's report and notes to required supplementary information.

Hill City School District No. 51-2
Budgetary Comparison Schedule -General Fund -Budgetary Basis
(Continued)
For the Year Ended June 30, 2017

	<u>Budgeted Original</u>	<u>Budgeted Final</u>
EXPENDITURES		
Instructional Services:		
Regular Programs	2,158,543	2,158,543
Special Programs	<u>271,963</u>	<u>271,963</u>
Total Instructional Services	<u>2,430,506</u>	<u>2,430,506</u>
Support Services:		
Pupils	130,519	130,519
Instructional Staff	190,290	190,290
General Administration	216,913	216,913
School Administration	330,733	330,733
Business	1,186,156	1,186,156
Central	<u>1,000</u>	<u>1,000</u>
Total Support Services	<u>2,055,611</u>	<u>2,055,611</u>
Cocurricular Activities:		
Male Activities	105,832	105,832
Female Activities	81,575	81,575
Transportation	-	-
Combined Activities	<u>79,909</u>	<u>79,909</u>
Total Cocurricular Activities	<u>267,316</u>	<u>267,316</u>
Contingencies	<u>75,000</u>	<u>75,000</u>
TOTAL EXPENDITURES	<u>4,828,433</u>	<u>4,828,433</u>
EXCESS OF REVENUES OVER (UNDER) EXPENDITURES	(1,344,579)	(1,344,579)
OTHER FINANCING SOURCES (USES)		
Transfers Out	<u>(24,968)</u>	<u>(24,968)</u>
NET CHANGE IN FUND BALANCES	<u>(1,369,547)</u>	<u>(1,369,547)</u>
FUND BALANCE - BEGINNING	<u>3,234,667</u>	<u>3,234,667</u>
FUND BALANCE - ENDING	<u>\$ 1,865,120</u>	<u>\$ 1,865,120</u>

See independent auditor's report and notes to required supplementary information.

<u>Actual (Budgetary Basis)</u>	<u>Variance Positive (Negative)</u>
2,136,123	22,420
<u>241,851</u>	<u>30,112</u>
<u>2,377,974</u>	<u>52,532</u>
132,548	(2,029)
181,538	8,752
207,968	8,945
328,737	1,996
1,108,524	77,632
<u>6,365</u>	<u>(5,365)</u>
<u>1,965,680</u>	<u>89,931</u>
88,910	16,922
73,750	7,825
13,639	(13,639)
<u>81,035</u>	<u>(1,126)</u>
<u>257,334</u>	<u>9,982</u>
<u>-</u>	<u>75,000</u>
<u>4,600,988</u>	<u>227,445</u>
(638,008)	706,571
<u>(26,331)</u>	<u>(1,363)</u>
<u>(664,339)</u>	<u>705,208</u>
<u>3,234,667</u>	<u>-</u>
<u>\$ 2,570,328</u>	<u>\$ 705,208</u>

See independent auditor's report and notes to required supplementary information.

Hill City School District No. 51-2
Budgetary Comparison Schedule - Capital Outlay Fund -
Budgetary Basis
For the Year Ended June 30, 2017

	<u>Budgeted Original</u>	<u>Budgeted Final</u>
REVENUES		
Revenue From Local Sources:		
Taxes:		
Ad Valorem Taxes	\$ 1,186,292	\$ 1,186,292
Tax Deed Revenue	-	-
Penalties and Interest on Taxes	6,000	6,000
Other Local Revenue	<u>-</u>	<u>-</u>
Total Revenue From Local Sources	<u>1,192,292</u>	<u>1,192,292</u>
Revenue From Intermediate Sources:		
Revenue in Lieu of Taxes	<u>-</u>	<u>-</u>
Total Revenue From Intermediate Sources	<u>-</u>	<u>-</u>
TOTAL REVENUES	<u>1,192,292</u>	<u>1,192,292</u>
EXPENDITURES		
Instructional Services:		
Regular Programs	95,000	95,000
Special Programs	<u>10,000</u>	<u>10,000</u>
Total Instructional Services	<u>105,000</u>	<u>105,000</u>
Support Services:		
Instructional Staff	33,000	33,000
Business	<u>213,500</u>	<u>213,500</u>
Total Support Services	<u>246,500</u>	<u>246,500</u>
Cocurricular Activities:		
Male Activities	7,500	7,500
Female Activities	<u>7,500</u>	<u>7,500</u>
Total Cocurricular Activities	<u>15,000</u>	<u>15,000</u>
Debt Services	<u>620,227</u>	<u>620,227</u>
TOTAL EXPENDITURES	<u>986,727</u>	<u>986,727</u>

See independent auditor's report and notes to required supplementary information.

<u>Actual (Budgetary Basis)</u>	<u>Variance Positive (Negative)</u>
\$ 1,097,396	\$ (88,896)
507	507
3,936	(2,064)
200	200
<u>1,102,039</u>	<u>(90,253)</u>
<u>1,407</u>	<u>1,407</u>
<u>1,407</u>	<u>1,407</u>
<u>1,103,446</u>	<u>(88,846)</u>
65,368	29,632
<u>2,462</u>	<u>7,538</u>
<u>67,830</u>	<u>37,170</u>
253,028	(220,028)
<u>472,974</u>	<u>(259,474)</u>
<u>726,002</u>	<u>(479,502)</u>
10,437	(2,937)
<u>6,539</u>	<u>961</u>
<u>16,976</u>	<u>(1,976)</u>
<u>619,138</u>	<u>1,089</u>
<u>1,429,946</u>	<u>(443,219)</u>

See independent auditor's report and notes to required supplementary information.

Hill City School District No. 51-2
Budgetary Comparison Schedule - Capital Outlay Fund -
Budgetary Basis (Continued)
For the Year Ended June 30, 2017

	<u>Budgeted Original</u>	<u>Budgeted Final</u>
EXCESS OF REVENUES OVER (UNDER) EXPENDITURES	205,565	205,565
OTHER FINANCING SOURCES (USES)		
Transfers Out	(264,682)	(264,682)
Debt Proceeds	<u>-</u>	<u>-</u>
Total Other Financing Sources (Uses)	<u>(264,682)</u>	<u>(264,682)</u>
NET CHANGE IN FUND BALANCES	<u>(59,117)</u>	<u>(59,117)</u>
FUND BALANCE - BEGINNING	<u>1,153,396</u>	<u>1,153,396</u>
FUND BALANCE - ENDING	<u>\$ 1,094,279</u>	<u>\$ 1,094,279</u>

See independent auditor's report and notes to required supplementary information.

Actual (Budgetary Basis)	Variance Positive (Negative)
<u>(326,500)</u>	<u>(532,065)</u>
-	264,682
<u>225,889</u>	<u>225,889</u>
<u>225,889</u>	<u>490,571</u>
<u>(100,611)</u>	<u>(41,494)</u>
<u>1,153,396</u>	<u>-</u>
<u>\$ 1,052,785</u>	<u>\$ (41,494)</u>

See independent auditor's report and notes to required supplementary information.

Hill City School District No. 51-2
Budgetary Comparison Schedule - Special Education Fund -
Budgetary Basis
For the Year Ended June 30, 2017

	<u>Budgeted Original</u>	<u>Budgeted Final</u>
REVENUES		
Revenue From Local Sources:		
Taxes:		
Ad Valorem Taxes	\$ 702,480	\$ 702,480
Tax Deed Revenues	-	-
Penalties and Interest on Taxes	3,500	3,500
Other Local Revenue	<u>1,000</u>	<u>1,000</u>
Total Revenue From Local Sources	<u>706,980</u>	<u>706,980</u>
Revenue From Intermediate Sources:		
Revenue in Lieu of Taxes	<u>-</u>	<u>-</u>
Total Revenue From Intermediate Sources	<u>-</u>	<u>-</u>
Revenue From Federal Sources:		
Restricted Grants-in-aid	<u>112,495</u>	<u>112,495</u>
Total Revenue From Federal Sources	<u>112,495</u>	<u>112,495</u>
TOTAL REVENUES	<u>819,475</u>	<u>819,475</u>
EXPENDITURES		
Instructional Services:		
Special Programs	<u>752,636</u>	<u>752,636</u>
Total Instructional Services	<u>752,636</u>	<u>752,636</u>
Support Services:		
Pupils	223,182	223,182
General Administration	500	500
Special Education	<u>6,000</u>	<u>6,000</u>
Total Support Services	<u>229,682</u>	<u>229,682</u>
TOTAL EXPENDITURES	<u>982,318</u>	<u>982,318</u>
EXCESS OF REVENUES OVER (UNDER) EXPENDITURES	(162,843)	(162,843)
FUND BALANCE - BEGINNING	<u>278,964</u>	<u>278,964</u>
FUND BALANCE - ENDING	<u>\$ 116,121</u>	<u>\$ 116,121</u>

See independent auditor's report and notes to required supplementary information.

<u>Actual (Budgetary Basis)</u>	<u>Variance Positive (Negative)</u>
\$ 689,042	\$ (13,438)
292	292
2,394	(1,106)
<u>704</u>	<u>(296)</u>
<u>692,432</u>	<u>(14,548)</u>
<u>843</u>	<u>843</u>
<u>843</u>	<u>843</u>
<u>-</u>	<u>(112,495)</u>
<u>-</u>	<u>(112,495)</u>
<u>693,275</u>	<u>(126,200)</u>
<u>548,444</u>	<u>204,192</u>
<u>548,444</u>	<u>204,192</u>
172,766	50,416
-	500
<u>81,062</u>	<u>(75,062)</u>
<u>253,828</u>	<u>(24,146)</u>
<u>802,272</u>	<u>180,046</u>
(108,997)	53,846
<u>278,964</u>	<u>-</u>
<u>\$ 169,967</u>	<u>\$ 53,846</u>

See independent auditor's report and notes to required supplementary information.

Hill City School District No. 51-2
Budgetary Comparison Schedule - Pension Fund - Budgetary Basis
For the Year Ended June 30, 2017

	<u>Budgeted Original</u>	<u>Budgeted Final</u>
REVENUES		
Revenue From Local Sources:		
Taxes:		
Ad Valorem Taxes	\$ 70,125	\$ 70,125
Penalties and Interest on Taxes	-	-
Total Revenue From Local Sources	<u>70,125</u>	<u>70,125</u>
Revenue From Intermediate Sources:		
Revenue in Lieu of Taxes	<u>250</u>	<u>250</u>
Total Revenue From Intermediate Sources	<u>250</u>	<u>250</u>
TOTAL REVENUES	<u>70,375</u>	<u>70,375</u>
EXPENDITURES		
Instructional Services:		
Regular Programs	90,053	90,053
Special Programs	<u>87</u>	<u>87</u>
Total Instructional Services	<u>90,140</u>	<u>90,140</u>
Support Services:		
Pupils	-	-
Instructional Staff	<u>-</u>	<u>-</u>
Total Support Services	<u>-</u>	<u>-</u>
TOTAL EXPENDITURES	<u>90,140</u>	<u>90,140</u>
EXCESS OF REVENUES OVER (UNDER) EXPENDITURES	(19,765)	(19,765)
FUND BALANCE - BEGINNING	<u>26,081</u>	<u>26,081</u>
FUND BALANCE - ENDING	<u>\$ 6,316</u>	<u>\$ 6,316</u>

See independent auditor's report and notes to required supplementary information.

Actual (Budgetary Basis)	Variance Positive (Negative)
\$ 59,275	\$ (10,850)
481	481
<u>59,756</u>	<u>(10,369)</u>
<u>157</u>	<u>(93)</u>
<u>157</u>	<u>(93)</u>
<u>59,913</u>	<u>(10,462)</u>
78,604	11,449
932	(845)
<u>79,536</u>	<u>10,604</u>
5,587	(5,587)
871	(871)
<u>6,458</u>	<u>(6,458)</u>
<u>85,994</u>	<u>4,146</u>
(26,081)	(6,316)
<u>26,081</u>	<u>-</u>
<u>\$ -</u>	<u>\$ (6,316)</u>

See independent auditor's report and notes to required supplementary information.

Hill City School District No. 51-2
Notes to Required Supplementary Information
June 30, 2017

NOTE 1 - BASIS OF PRESENTATION

The Budgetary Comparison Schedules have been prepared on the modified accrual basis of accounting. The Budgetary Comparison Schedules present capital outlay expenditures within each function while the Statement of Revenues, Expenditures and Changes in Fund Balance - Governmental Funds present capital outlay expenditures as a separate function.

NOTE 2 - BUDGETS AND BUDGETARY ACCOUNTING

The District follows these procedures in establishing the budgetary data reflected in the financial statements:

1. Prior to the first regular Board meeting in May of each year, the School Board causes to be prepared a proposed budget for the next fiscal year according to the budgetary standards prescribed by the Auditor General.
2. The proposed budget is considered by the School Board at the first regular meeting held in the month of May of each year.
3. The proposed budget is published for public review no later than July 15 of each year.
4. Public hearings are held to solicit taxpayer input prior to the approval of the budget.
5. Before October 1 of each year, the School Board must approve the budget for the ensuing fiscal year for each fund, except Trust and Agency Funds.
6. After adoption by the School Board, the operating budget is legally binding and actual expenditures of each fund cannot exceed the amounts budgeted, except as indicated in number 8.
7. A line item for contingencies may be included in the annual budget. Such a line item may not exceed 5 percent of the total District budget and may be transferred by resolution of the School Board to any other budget category, except for capital outlay, that is deemed insufficient during the year.
8. If it is determined during the year that sufficient amounts have not been budgeted, state statute allows the adoption of supplemental budgets when monies are available to increase legal spending authority.
9. Unexpended appropriations lapse at year-end unless encumbered by resolution of the school board.
10. Formal budgetary integration is employed as a management control device during the year for the General Fund and special revenue funds. Generally accepted accounting principles prescribe that budgetary information be presented for the General Fund and major special revenue funds of the District.

NOTE 3 - EXPENDITURES IN EXCESS OF APPROPRIATIONS

The following represents the overdrafts of expenditures of the expenditures compared to appropriations at the legal level of budgetary control of the Capital Outlay Fund:

Fund	Appropriations	Total Spent	Overdraft of Expenditures
Capital Outlay Fund	\$ 986,727	\$ 1,429,946	\$ 443,219

See independent auditor's report.

Hill City School District No. 51-2
Schedule of Net Pension Liability (Asset)
For the Years Ended June 30

	<u>2017*</u>	<u>2016*</u>	<u>2015*</u>
District's Proportion of the Net Pension Liability (Asset)	0.16421070%	0.16678290%	0.17695040%
District's Proportionate Share of Net Pension Liability (Asset)	\$ 554,688	\$ (707,374)	\$ (1,274,855)
District's Covered-employee Payroll	3,287,678	3,076,550	3,060,634
District's Proportionate Share of the Net Position Liability (Asset) as a Percentage of its Covered-employee Payroll	16.87%	-22.99%	-41.65%
Plan Fiduciary Net Position as a Percentage of the Total Pension Liability (Asset)	96.89%	104.10%	107.29%

*The amounts presented for each fiscal year were determined as of the measurement date of the collective net pension liability (asset) which is June 30 of the previous fiscal year.

See independent auditor's report.

**Hill City School District No. 51-2
Schedule of Pension Contributions
For the Years Ended June 30**

	2017	2016	2015
Contractually Required Contribution	\$ 197,288	\$ 184,593	\$ 183,638
Contributions in Relation to the Contractually-required Contribution	197,288	184,593	183,638
Contribution Deficiency (Excess)	\$ -	\$ -	\$ -
District's Covered-employee Payroll	\$ 3,287,678	\$ 3,076,550	\$ 3,060,634
Contributions as a Percentage of Covered-employee Payroll	6.0%	6.0%	6.0%

See independent auditor's report.

SUPPLEMENTARY INFORMATION

THIS PAGE INTENTIONALLY LEFT BLANK

Hill City School District No. 51-2
School District Officials
June 30, 2017

BOARD MEMBERS

Chairman - Owen Wiederhold

Vice Chairman - Mike Welu

Dennis Krull

Angela Ross

Greg Schroeder

SUPERINTENDENT

Mike Hanson

BUSINESS MANAGER

Aimee Peyregne

See independent auditor's report.

Hill City School District No. 51-2
Schedule of Expenditures of Federal Awards
For the Year Ended June 30, 2017

<u>CFDA Numbers</u>	<u>Direct Award</u>	<u>Major Program</u>	<u>Cluster/Program Name</u>	<u>Pass-through Entity</u>	<u>Pass-through Entity Identifying Number</u>	<u>Amount</u>
<u>U.S. Department of Agriculture</u>						
Child Nutrition Cluster:						
Non-cash Assistance (Commodities):						
10 . 555	N	N	National School Lunch Program	S.D. Department of Education	NSLP-17-139	\$ 10,911
Cash Assistance:						
10 . 555	N	N	National School Lunch Program (Note 2)	S.D. Department of Education	NSLP-17-139	<u>97,116</u>
Total Child Nutrition Cluster						108,027
10 . 665	N	N	School and Roads - Grants to States (Note 2)	Pennington County	N/A	<u>119,574</u>
Total Department of Agriculture						<u>227,601</u>
<u>U.S. Department of Education</u>						
84 . 010	N	N	Title I Grants to Local Educational Agencies	S.D. Department of Education	T1ba-17-069	150,786
84 . 041	Y	Y	Impact Aid (Title VIII)			1,000,000
Special Education Cluster:						
84 . 027	N	N	Special Education - Grants to States	S.D. Department of Education	17-611-038	109,582
84 . 173	N	N	Special Education - Preschool Grants	S.D. Department of Education	17-619-034	<u>2,432</u>
Total Special Education Cluster						112,014
84 . 358	N	N	Federal REAP Grant	S.D. Department of Education	N/A	14,748
84 . 367	N	N	Improving Teacher Quality State Grants	S.D. Department of Education	17-T2A-069	<u>38,850</u>
Total Department of Education						<u>1,316,398</u>
Total Federal Financial Assistance						<u>\$ 1,543,999</u>

See independent auditor's report.

NOTE 1: The accompanying schedule of expenditures of federal awards includes the federal grant activity of the District and is presented on the modified accrual basis of accounting unless otherwise noted. The information in this schedule is presented in accordance with the requirements of Title 2 U.S. *Code of Federal Regulations*, Part 200, *Uniform Requirements, Cost Principles and Audit Requirements for Federal Awards*. Therefore, some amounts presented in this schedule may differ from amounts presented in, or used in, the preparation of the general purpose financial statements.

NOTE 2: Federal reimbursements are not based upon specific expenditures. Therefore, the amounts reported here represent cash received rather than federal expenditures.

NOTE 3: The District did not elect to use 10% de minimis indirect cost rate.

NOTE 4: There were no awards passed through to subrecipients.

See independent auditor's report.