



Riverview Community School District

Preventative Maintenance

Key Performance Indicators

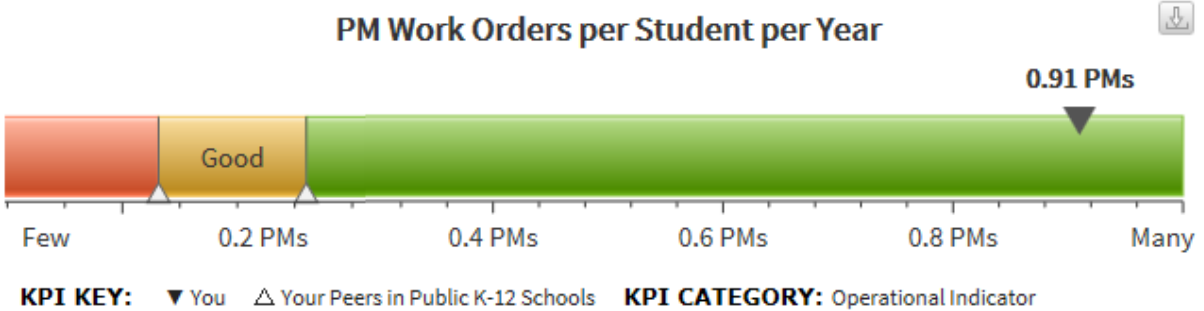
As compared to U.S. K-12 Public School Districts of Similar Size



Preventive Maintenance KPI Dashboard

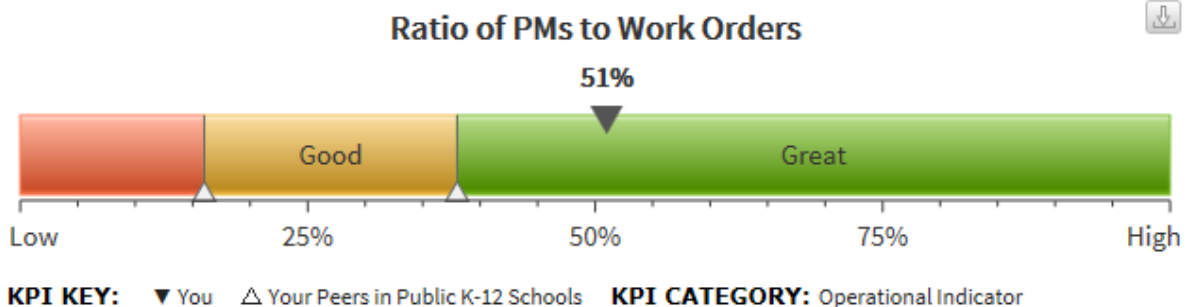
PM Work Orders per Student per Year

Number of Preventive Maintenance designated Work Orders submitted for a one year period divided by the total number of students.



Ratio of PM's to Work Orders

Percentage of total Work Orders scheduled and generated from PMDirect.



Academics, Responsibility, Respect, Growth, Honor...ARRGH!



Riverview Community School District

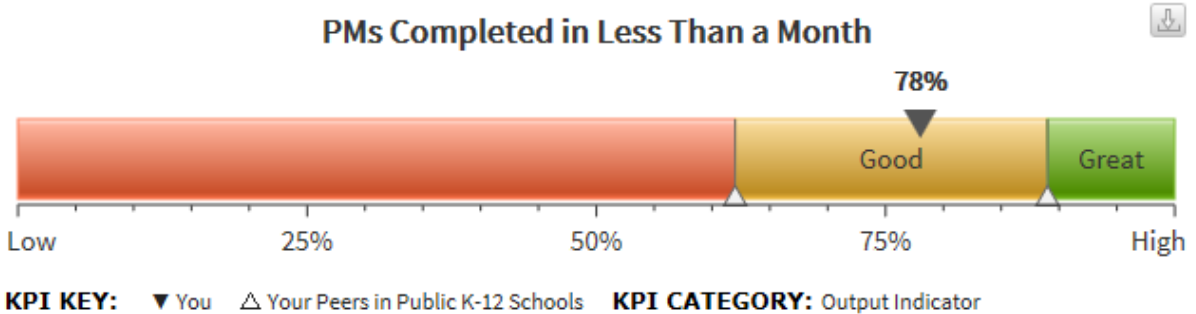
Preventative Maintenance

Key Performance Indicators

As compared to U.S. K-12 Public School Districts of Similar Size

PM's Completed in Less Than a Month

Percentage of scheduled Preventive Maintenance Work Orders completed in less than one month from creation date.



Total Preventive Maintenance Hours

Total labor hours spent on preventive maintenance in most recent 12 month window.

