

2013 Survey Results Overview

**Presentation to the LCUSD Governing
Board**

Wendy Sinnette, Superintendent

September 3, 2013



Highlights – Parent Survey (7-12)

- As a parent, I feel welcomed at school.
 - 79% responded favorably (+2% change)
 - The school is a safe place for my child.
 - 84% responded favorably (-3% change)
 - My student's school work and homework assignments are challenging.
 - 78% responded favorably (-2% change)
-




Highlights - Parent Survey (7-12)

- The school does a good job preparing my student for college.
 - 80% responded favorably (-1% change)
 - I would recommend this school to other families.
 - 85% responded favorably (+2% change)
 - School administrators are available to listen to my concerns.
 - 78% responded favorably (+12% change)
 - The District exhibits strength in leadership and strategic planning.
 - 78% responded favorably (+14% change)
-




Highlights – Parent Survey (7-12)

- I have confidence in the District’s ability to manage the school’s financial viability.
 - 79% responded favorably (+15% change)
 - The School Board keeps parents informed of its actions.
 - 73% responded favorably (+20% change)
 - My student has been a victim of bullying at this school during this year.
 - 80% responded favorably (+2% change) (526 of 856 responded “totally untrue”)
-




Areas for Growth – Parent Survey Grades 7-12

- The school facilities are clean and well-maintained.
 - 60% responded favorably (+8% change)
 - My student has a close relationship with at least one adult at the school.
 - 66% responded favorably (+3% change)
 - Teachers follow up with my student once an academic concern has been identified.
 - 55% responded favorably (+1% change)
 - Teachers communicate with parents as frequently as needed.
 - 49% responded favorably (+4% change)
-



Areas for Growth – Parent Survey Grades 7-12

- My student feels comfortable asking his/her teachers for help.
 - 60% responded favorably
 - Teachers communicate grades and performance to their students in a timely manner.
 - 64% responded favorably (+3% change)
 - When my student needs extra help, he/she has sufficient access to extra help outside the classroom from teachers or other school resources.
 - 60% responded favorably (+3% change)
-



Areas for Growth – Parent Survey Grades 7-12

- The school offers a wide variety of opportunities for parental involvement.
 - 65% responded favorably (1% change)
 - The School Board communicates with parents before making important decisions.
 - 64% responded favorably (+19% change)
 - If I have questions or concerns, I know whom to contact.
 - 61% responded favorably (+7% change)
-



Highlights – Parent Survey

Grades TK - 6

- My child has the chance to learn from mistakes at school.
 - 85% responded favorably
 - The school is a caring and supportive environment.
 - 88% responded favorably
 - I have opportunities for involvement at the school.
 - 93% responded favorably (-1% change)
 - The school is a safe place for my child.
 - 91% responded favorably (-3% change)
-



Highlights – Parent Survey

Grades TK - 6

- Office personnel are friendly and knowledgeable about the school's activities, programs and policies.
 - 92% responded favorably
 - The teacher manages the classroom effectively.
 - 85% responded favorably
 - My child and I understand the school rules.
 - 97% responded favorably
 - The teacher communicates grades and performance to my child in a timely fashion.
 - 88% responded favorably
-



Highlights – Parent Survey Grades TK - 6

- I am aware of the continuing financial challenges that affect our district and the potential consequences.
 - 95% responded favorably (+2% change)
 - I am able to read/understand all aspects of my child's report card.
 - 93% responded favorably
 - The PTA email newsletter is informative and helpful.
 - 90% responded favorably (-1% change)
-



Areas for Growth

Parent Survey Grades TK - 6


- The school has improved my child's confidence.
 - 75% responded favorably (-1% change)
 - Homework is productive and supports learning in the classroom.
 - 74% responded favorably
 - The teacher helps me understand how I can best support my child's learning at home.
 - 73% responded favorably
 - The teacher gives helpful comments on homework, class work and tests.
 - 71% responded favorably
-



Areas for Growth

Parent Survey – Grades TK - 6

- The School Board communicates with parents before making important decisions.
 - 70% responded favorably (+15% change)
 - I feel that the technology available in the classroom is adequate to support my child's learning needs.
 - 72% responded favorably (+6% change)
 - Bullying is a problem at my child's school.
 - 52% responded favorably (145 respondents out of 1,013 reported "totally untrue")
-



Highlights – Student Surveys Grades 7 - 12

- At my school, bullying is not acceptable.
 - 81% responded favorably (+7% change)
(995 of 1942 respondents said “totally true)
 - Adults respond to bullying situations when brought to their attention.
 - 80% responded favorably (+7% change)
 - My teacher wants us to demonstrate and practice our abilities in this course.
 - 86% responded favorably (+1% change)
-



Highlights – Student Survey Grades 7 – 12

- The counselors are helpful when I talk to them about class schedules.
 - 84% responded favorably (+1% change)
 - My counselor is helpful when I talk to him/her about academic issues.
 - 84% responded favorably
 - School administration is visible and supportive.
 - 75% responded favorably (+9% change)
-



Areas for Growth

Student Survey Grades 7-12

- My teacher is available to meet with student outside of class time.
 - 63% responded favorably (+3% change)
 - Discipline is handled fairly and applied equally.
 - 67% responded favorably (+8% change)
 - My school is clean and well maintained.
 - 63% responded favorably (+8% change)
 - My teacher explains difficult things clearly.
 - 67% responded favorably (-4% change)
-



Areas for Growth

Student Survey Grades 7-12

- The librarians are helpful when I am working in the IRC.
 - 59% responded favorably (-1% change)
 - My teacher makes lessons interesting.
 - 60-67% responded favorably
 - My teacher encourages class discussions that are challenging and demand sound thinking.
 - 68% responded favorably (-3% change)
 - The comments that I get regarding my work in this class help me to understand how to improve.
 - 66% responded favorably (-4% change)
-



Areas for Growth

Student Survey Grades 7 – 12

- My teacher checks to make sure we understand what s/he is teaching us.
 - 70% responded favorably (-3% change)
 - My teacher returns corrected homework and tests reasonably soon.
 - 66 to 70% responded favorably
-



Highlights – Student Survey Grades 3 - 6

- I feel safe when I am at school.
 - 85% responded favorably (+1% change)
 - My teacher cares about me.
 - 87% responded favorably
 - My teacher explains difficult things clearly.
 - 81% responded favorably (+2% change)
 - My teacher encourages me to keep trying when the work gets hard.
 - 81% responded favorably
-



Highlights – Student Survey Grades 3 - 6

- My teacher answers my questions.
 - 86% responded favorably
 - I am encouraged to participate in class.
 - 83% responded favorably (+2% change_
 - My teacher wants us to use our thinking skills, not just memorize things.
 - 84% responded favorably (+2% change)
-



Areas for Growth

Student Survey Grades 3 - 6

- I feel comfortable going to my counselor with a question or problem.
 - 56% responded favorably (-1% change)
 - Music class is exciting and interesting.
 - 48% responded favorably (+6% change)
 - Homework helps me better understand what I have learned in class.
 - 60% responded favorably
 - My teacher knows when I understand and when I do not.
 - 65% responded favorably (-8% change)
-



Areas for Growth

Student Survey Grades 3 - 6

- Students at my school treat each other with respect.
 - 62% responded favorably (+4% change)
 - My teacher use technology to keep us interested, organized and learning in new ways.
 - 61% responded favorably (+6% change)
 - My teacher encourages communication among students during discussions.
 - 62% responded favorably
 - I need to get extra help to better understand what I learned in class.
 - 63% responded favorably (1,116 of 1,771 respondents reported “no, never” or “mostly not”)
-



Certificated Staff Survey Highlights

- I believe students are getting a high-quality education at my site.
 - 95% responded favorably (+1% change)
 - Colleagues in this school support each other's professional practice.
 - 80% responded favorably
 - I believe I am successfully dealing with students who are achieving below grade level.
 - 84% responded favorably (+7% change)
 - I have given someone at work positive feedback in the past week.
 - 88% responded favorably (-6% change)
-



Certificated Staff Survey Identified Areas for Growth

- Anchor assessments are effective.
 - 23% responded favorably (-7% change)
 - Staff morale is high at this site/school.
 - 31% responded favorably (+13% change)
 - The school discipline program is effective.
 - 49% responded favorably (+4% change)
 - The principal is an inspiring leader.
 - 44% responded favorably (+16% change)
-



Certificated Staff – Areas for Attention

- The Superintendent keeps staff informed of developments, changes and progress toward the resolution of staff issues.
 - 74% favorable response
 - The Governing Board
 - Provides effective leadership
 - Makes decisions reflecting the best interests of students
 - I feel supported by the Governing Board
 - Average percent favorable response is 15%
-



Classified Staff Surveys Highlights

- Even on hard days, I know this is the best place for me.
 - 89% responded favorably (+7% change)
 - I like working at this site.
 - 90% responded favorably (+7% change)
 - I believe students are getting a quality education at my site.
 - 94% responded favorably
 - I enjoy my job.
 - 92% responded favorably (+5% change)
-



Classified Staff Survey

Areas for Growth

- The school's student discipline program is effective.
 - 51% responded favorably (+1% change)
 - The District promotes a team-oriented culture where I regularly collaborate with colleagues.
 - 49% responded favorably
 - Professional development opportunities are available to me.
 - 48% responded favorably (-12% change)
 - I feel valued by the administrator(s) at my site.
 - 68% responded favorably
-



Classified Staff Survey Areas for Attention

- The Superintendent deals with daily tasks and problems in an effective and efficient manner.
 - Change -5%
 - The Governing Board
 - Provides effective leadership
 - Makes decisions reflecting the best interests of students
 - I feel supported by the Governing Board
 - Average percent favorable response is 39%
-



Tracking Results: 2011-12 to 2012-13 (Students 3-6)

- ❑ Our class stays busy and makes good use of our time. (64 to 74, +10 points)
 - ❑ My teacher uses technology to keep us interested, organized, learning. (55 to 61, +6 points)
 - ❑ My teacher keeps me interested and involved in the class/subject. (67 to 74, +7 points)
 - ❑ Homework helps me better understand what I have learned in class. (82 to 60, -22 points)
-



Tracking Results: 2011-12 to 2012-13 (Students 7-12)

- School administration is visible and supportive. (66 to 75, +9 points)
 - Discipline is handled fairly and equally. (58 to 67, +9 points)
 - My school is clean and well-maintained. (55 to 63, +8 points)
 - I can get an appointment with a counselor when I need one. (82 to 72, -10 points)
-



Tracking Results: 2011-12 to 2012-13 (Parents K-6)

- ❑ The School Board keeps parents informed of its actions. (61 to 80, +19 points)
 - ❑ The School Board communicates before making important decisions. (55 to 70, +15 points)
 - ❑ I know when the School Board meets. (70 to 82, +12 points)
 - ❑ Homework is productive and supports the learning in the classroom. (83 to 74, -9 points)
-



Tracking Results: 2011-12 to 2012-13 (Parents 7-12)

- The school does a good job of teaching math skills. (63 to 76, +13)
 - The administration deals with problems and conflicts in a fair manner. (63 to 75, +12)
 - The school values parent feedback. (56 to 75, +19)
 - The District makes decisions consistent with students' best interests. (60 to 71, +11)
 - The District exhibits strength in leadership and strategic planning. (64 to 78, +14)
-



Focus Areas

- ❑ Instructional strategies – rigor and student engagement (Common Core)
 - ❑ Student Support – Interventions, adult availability, responsiveness to learning needs / differentiated instruction, etc. (Developmental Assets)
 - ❑ Communication and responsiveness (to all stakeholders)
 - ❑ Facilities – deferred maintenance, site and student safety
 - ❑ Technology – “to keep students interested, organized and learning in new ways” and to support staff in communication and instructional strategies
 - ❑ School and District climate
 - ❑ Superintendent – Communicating District developments, program changes, progress toward resolving pertinent issues.
-



Other Next Steps

- Establish Superintendent's 2013-2014 Goals
 - Reconvene Survey Sub-Committee in late 2013 to review instruments
 - Issue Surveys in early spring 2014
 - Apply for CSBA's Golden Bell
-