

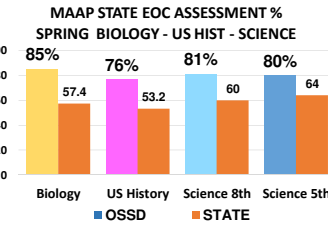
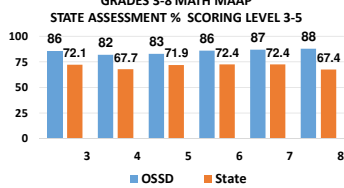
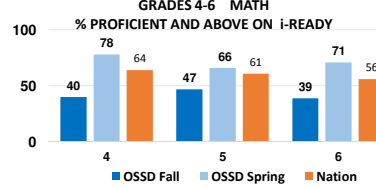

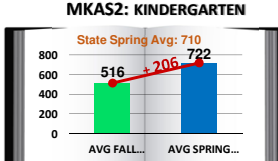
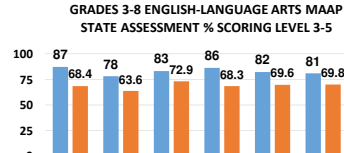
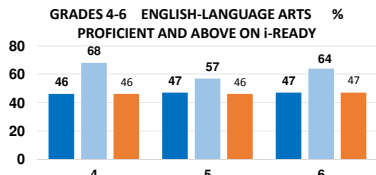


OCEAN SPRINGS SCHOOL DISTRICT

Top 5 - "A" District 2016-17 Accountability Dashboard

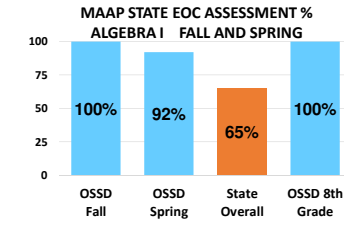
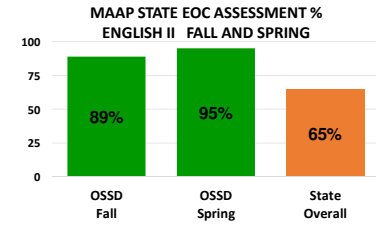


INDICATOR I: STUDENT LEARNING



Total Student Enrollment

5805



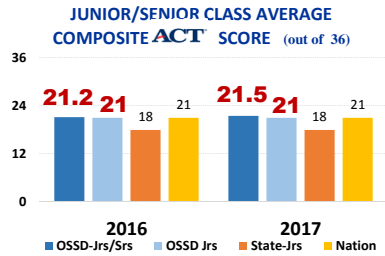
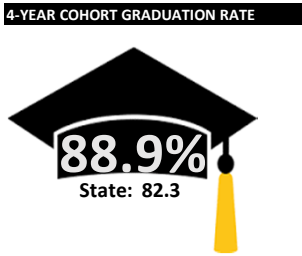
PROMOTION/RETENTION RATE

GR	#PRO	%PRO	#RET	%RET
K	369	93%	29	7%
1	403	94%	27	6%
2	406	97%	11	3%
3	419	97%	15	3%
4	472	97%	17	3%
5	433	98%	7	2%
6	416	97%	13	3%
7	430	99%	3	1%
8	464	96%	17	4%
OSSD	3812	96%	139	4%

AVERAGE DAILY ATTENDANCE

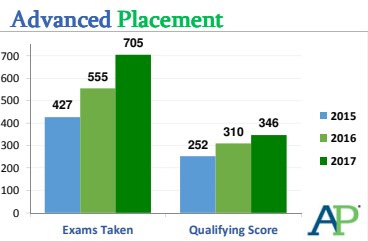
Month	Attendance
AUG	95.7
SEPT	95.7
OCT	94.1
NOV	94.8
DEC	92.8
JAN	94.9
FEB	93.6
MAR	93.3
AVG	94.2

INDICATOR II: COLLEGE AND CAREER READINESS



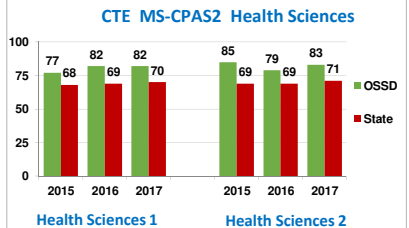
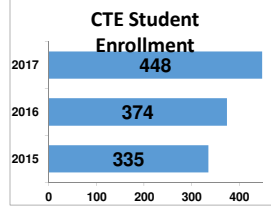
Class of 2017 ACT

- ★ Top 10 Avg. 30.18
- ★ Top 50 Avg. 30.12
- ★ Top 100 Avg. 28.17
- ★ 30 Plus Club 38



Advanced Placement

- AP COURSES OFFERED: 17
- # STUDENTS TAKING AP COURSES: 446
- PASS RATE (% ≥ 3): 59



International Baccalaureate

- Diploma Candidates: 10
- Earned Diplomas: 8
- IB Diploma Trajectory: 18 (2017-18)

Dual Credit

- DUAL CREDIT COURSES OFFERED: 8
- # STUDENTS TAKING DUAL CREDIT COURSES: 81

2017 Senior Scholarship Dollar Amount

over 13 million



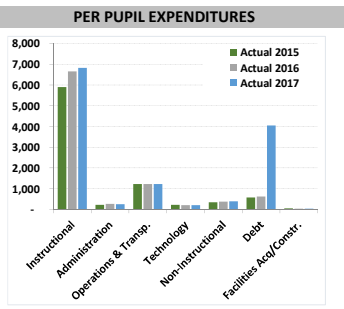
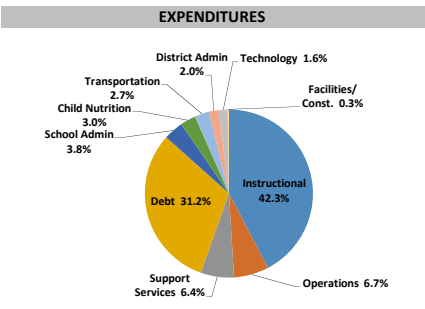
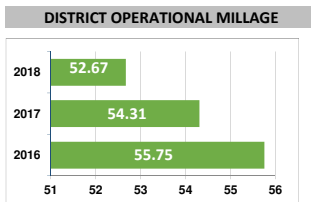
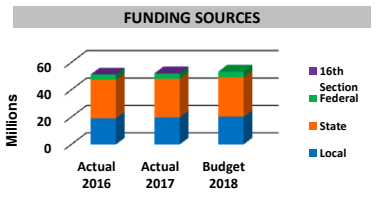
INDICATOR III: STUDENT ENGAGEMENT



- Student Participation in Clubs: 1577
- Student Participation in Sports: 1062
- % of Scholar Athlete Teams: 100%
- Average GPA of Top 3 Teams: 3.74



INDICATOR IV: FINANCIALS



INDICATOR V: TEACHER QUALITY

Teacher Attendance Rate

94.94%

Teacher Statistics

Degree	Total	%
Bachelor	160	38%
Master	239	57%
Specialist	17	4%
Doctorate	5	1%

National Board for PROFESSIONAL TEACHING STANDARDS

Number of OSSD National Board Certified Teachers: 57