



Royal

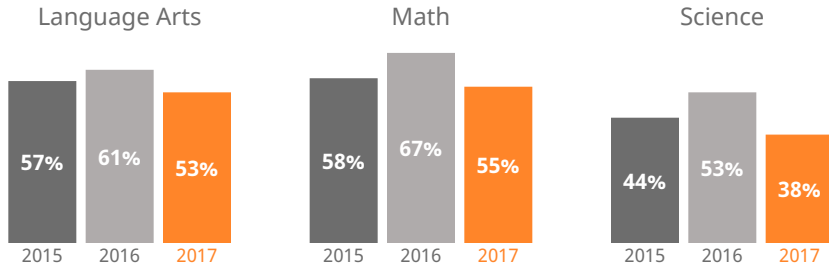
1519 Queen Emma Street, Honolulu, Hawaii | Oahu | Kaimuki-McKinley-Roosevelt Complex Area

THE STRIVE HI SCHOOL PERFORMANCE REPORT is an annual snapshot of a school's performance on key indicators of student success. This report shows schools' progress on the Department and Board of Education's Strategic Plan and federally-required indicators under the Every Student Succeeds Act. These results help inform action for teachers, principals, community members, and other stakeholders.



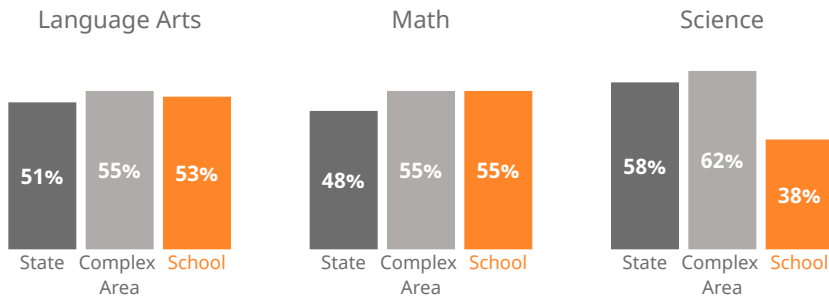
How are students performing in each subject?

Measures the percent of students meeting the standard/who are proficient on state assessments.



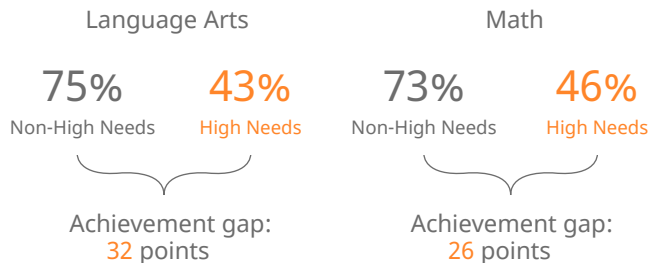
How are students performing compared to others?

Compares the percent of students meeting the standard/who are proficient on state assessments.



How are student subgroups performing?

High Needs: English learners, economically disadvantaged, and students receiving Special Education services. Non-High Needs: All other students.



57%

of students learning English are **on-track** to English language proficiency



How do students' progress compare to their peers'?

The Median Growth Percentile (MGP) shows the relative progress of the average student on state assessments. For example, an MGP of 60 means the average student performance was better than 60% of students that scored similarly on previous state assessments.

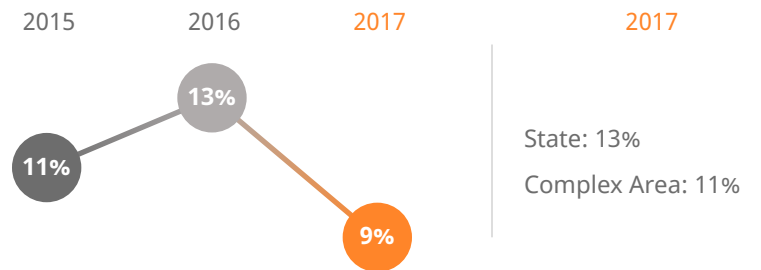


How many 3rd graders read on grade level?

54% of 3rd graders read **near, at, or above** grade level

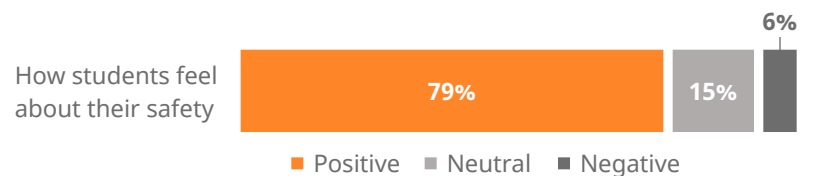


How many students missed 15 or more days of school this year?



Do students feel safe at this school?

Measures student responses on the Safety dimension of the School Quality Survey.



How do you measure how well a school is doing? In our estimation, it's more than scores on high-stakes tests. Schools should show that they are supporting children along the educational pipeline toward college, career, and community readiness. Are our students attending school? Are they graduating? Are they going to college? And how successfully are schools reducing the achievement gap between high-needs and non-high needs students?

The Strive HI Performance System was designed to account for these factors in student success. Initially created in 2013 by a U.S. Department of Education waiver from certain aspects of the former No Child Left Behind Act, Strive HI has been refocused by the goals and priorities of the 2017-2020 Department of Education and Board of Education Strategic Plan, the governing document for the public education system. Our Strategic Plan provides a common foundation of expectations and supports for public education, centering on closing the achievement gap to ensure equity and excellence in our schools.

Learn more at <http://bit.ly/StriveHISystem>

Royal

1519 Queen Emma Street, Honolulu, Hawaii | Oahu | Kaimuki-McKinley-Roosevelt Complex Area

Our Story

Student achievement in a caring environment remains a priority at Royal Elementary. The teaching staff provides a safe classroom environment that emphasizes the school behavioral expectations of the three B's: Be Respectful, Be Safe, and Be Responsible.

Student progress in reading and math is closely monitored, and students who need additional instruction have access to afterschool tutoring and intersession and summer programs.

Royal Elementary holds community meetings to share achievement data and review the school's academic and financial Plan.

The Strategic Plan

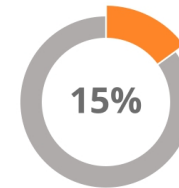
The Strategic Plan describes shared objectives for equity and excellence for every child. To measure progress on the Strategic Plan, we report on key statewide success indicators. These indicators represent the health of public education, focusing on those which have greatest impact on student success, as well as state and federal requirements. They do not comprehensively represent the diverse measures of success valued by our nearly 300 schools. Schools address their unique approach to indicators through their Academic and Financial Plans and charter school contracts. Learn more at <http://bit.ly/1WaqQrL>

About Our School

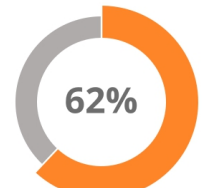
Principal | Eleanor Gonsalves
Grades | K-5
808-587-4510
www.royalschoolk5.org

373

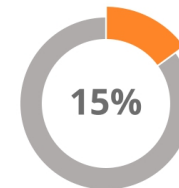
students enrolled



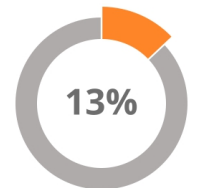
of students are English language learners



of students are eligible for Free or Reduced Lunch



of students receive Special Education services



of students receiving Special Education services are in general education classes most of the day



Royal

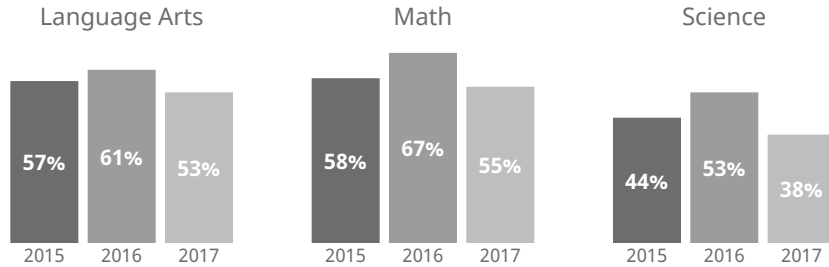
1519 Queen Emma Street, Honolulu, Hawaii | Oahu | Kaimuki-McKinley-Roosevelt Complex Area

THE STRIVE HI SCHOOL PERFORMANCE REPORT is an annual snapshot of a school's performance on key indicators of student success. This report shows schools' progress on the Department and Board of Education's Strategic Plan and federally-required indicators under the Every Student Succeeds Act. These results help inform action for teachers, principals, community members, and other stakeholders.



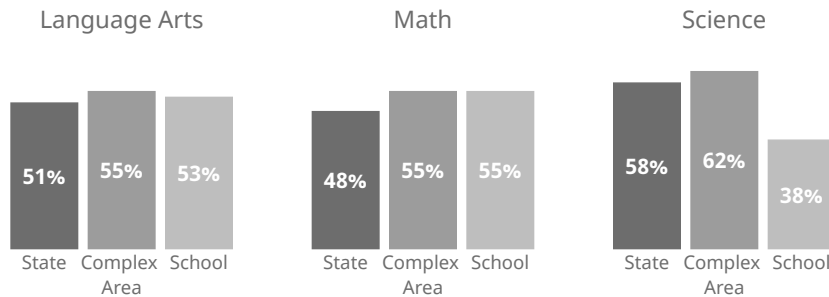
How are students performing in each subject?

Measures the percent of students meeting the standard/who are proficient on state assessments.



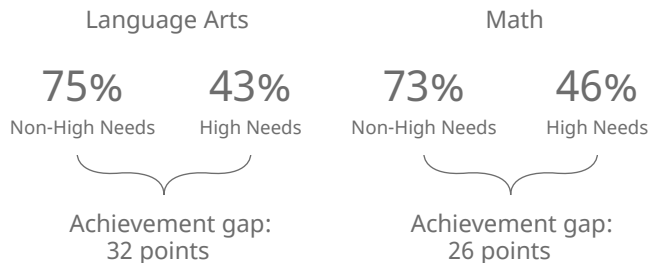
How are students performing compared to others?

Compares the percent of students meeting the standard/who are proficient on state assessments.



How are student subgroups performing?

High Needs: English learners, economically disadvantaged, and students receiving Special Education services. Non-High Needs: All other students.



57%

of students learning English are on-track to English language proficiency



How do students' progress compare to their peers'?

The Median Growth Percentile (MGP) shows the relative progress of the average student on state assessments. For example, an MGP of 60 means the average student performance was better than 60% of students that scored similarly on previous state assessments.

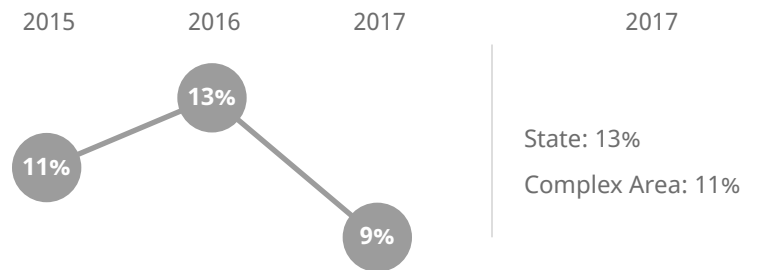


How many 3rd graders read on grade level?

54% of 3rd graders read near, at, or above grade level

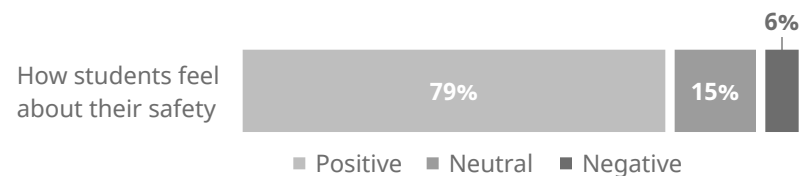


How many students missed 15 or more days of school this year?



Do students feel safe at this school?

Measures student responses on the Safety dimension of the School Quality Survey.



How do you measure how well a school is doing? In our estimation, it's more than scores on high-stakes tests. Schools should show that they are supporting children along the educational pipeline toward college, career, and community readiness. Are our students attending school? Are they graduating? Are they going to college? And how successfully are schools reducing the achievement gap between high-needs and non-high needs students?

The Strive HI Performance System was designed to account for these factors in student success. Initially created in 2013 by a U.S. Department of Education waiver from certain aspects of the former No Child Left Behind Act, Strive HI has been refocused by the goals and priorities of the 2017-2020 Department of Education and Board of Education Strategic Plan, the governing document for the public education system. Our Strategic Plan provides a common foundation of expectations and supports for public education, centering on closing the achievement gap to ensure equity and excellence in our schools.

Learn more at <http://bit.ly/StriveHISystem>

Royal

1519 Queen Emma Street, Honolulu, Hawaii | Oahu | Kaimuki-McKinley-Roosevelt Complex Area

Our Story

Student achievement in a caring environment remains a priority at Royal Elementary. The teaching staff provides a safe classroom environment that emphasizes the school behavioral expectations of the three B's: Be Respectful, Be Safe, and Be Responsible.

Student progress in reading and math is closely monitored, and students who need additional instruction have access to afterschool tutoring and intersession and summer programs.

Royal Elementary holds community meetings to share achievement data and review the school's academic and financial Plan.

The Strategic Plan

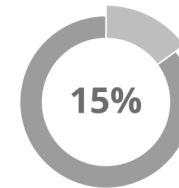
The Strategic Plan describes shared objectives for equity and excellence for every child. To measure progress on the Strategic Plan, we report on key statewide success indicators. These indicators represent the health of public education, focusing on those which have greatest impact on student success, as well as state and federal requirements. They do not comprehensively represent the diverse measures of success valued by our nearly 300 schools. Schools address their unique approach to indicators through their Academic and Financial Plans and charter school contracts. Learn more at <http://bit.ly/1WqgQrL>

About Our School

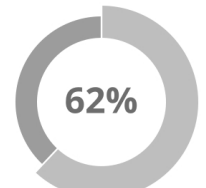
Principal | Eleanor Gonsalves
Grades | K-5
808-587-4510
www.royalschoolk5.org

373

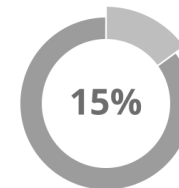
students enrolled



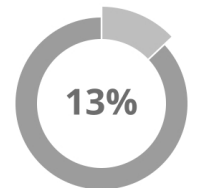
of students are English language learners



of students are eligible for Free or Reduced Lunch



of students receive Special Education services



of students receiving Special Education services are in general education classes most of the day