



Canvas for PCS Students



A brief intro to get you started. Please read through each slide and explore each area in Canvas. If you still have questions when finished, contact Ms. Daniels in room 231 or hillary.daniels@pcscharter.org

Account To-Do:



Change your name as it appears if you'd like

Add a photo

Account To-Do: Change notification preferences!!

You are probably getting quite a few emails from Canvas. You can change what you get and how often you get it under Account → Notifications. Make these changes now so your inbox doesn't get cluttered. You will want to leave announcements on 'notify me right away'. The rest are up to you.

The screenshot shows the 'Account' page in Canvas. The 'Notifications' tab is selected. The 'Notification Preferences' section is active, showing a table of notification settings for the email address hillary.daniels@pcscharter.org. The table has columns for notification type and frequency options (checkbox, clock, calendar, X). The 'Course Activities' section includes Due Date, Grading Policies, Course Content, Files, Announcement, and Announcement Created By You. The 'Grading' section has a checkbox for 'Include scores when alerting about grades...'. The 'Invitation' and 'All Submissions' rows are also visible.

Notification Type	Frequency	Email Address
Course Activities		
Due Date	✓ [clock] [calendar] X	hillary.daniels@pcscharter.org
Grading Policies	✓ [clock] [calendar] X	
Course Content	✓ [clock] [calendar] X	
Files	✓ [clock] [calendar] X	
Announcement	✓ [clock] [calendar] X	
Announcement Created By You	✓ [clock] [calendar] X	
Grading <input type="checkbox"/> Include scores when alerting about grades. If your email is not an institution email this means sensitive content will be sent outside of the institution.	✓ [clock] [calendar] X	
Invitation	✓ [clock] [calendar] X	
All Submissions	✓ [clock] [calendar] X	

Upon Login:

You'll see your dashboard.

Once you've read announcements you can delete them.

You can see your to-do list, what's coming up, what's been graded recently, and you can access all of your grades from here.

The screenshot shows a school dashboard with a dark blue sidebar on the left containing icons for Account, Dashboard, Courses, Calendar, Inbox, and Help. The main content area features a top announcement for 'Club Fair is Coming!' with a close button. Below this is a 'Dashboard' header with a settings gear. The dashboard is organized into a grid of course cards: English 7-10751-S1 (green header), Drama and Choir (blue header), Pre-Algebra-10051-S1 (dark grey header), Science 7-12151-S1 (red header), Knitting (yellow header), and SST (purple header). Each card includes a title, course ID, and icons for to-do, documents, messages, and folders. On the right side, there is a 'Coming Up' section with a calendar icon and a 'View Grades' button at the bottom.

Club Fair is Coming!

Club Fair will be held on Thursday, September 7th from 10:05 to 10:45. Clubs with APPROVED GAFAA's will be able to have a booth and students will be able to sign up for clubs this day. All GAFAA's must be signed in by 9/1. Click [here](#) for the GAFAA and directions to submit

This is a message for Pacific Collegiate School

Dashboard

- English 7-10751-S1**
English 7-10751-S1
- Drama and Choir**
Performing Arts-7th Grade-99...
S1
- Pre-Algebra-10051-S1**
Pre-Algebra-10051-S1
S1
- Science 7-12151-S1**
- Knitting**
- SST**

Coming Up [View Calendar](#)

- PS #4**
Pre-Algebra-10051-S1
4 points • Aug 28 at 11:59pm
- S.A. 4.1 - Qs 1a-4c**
US History 7
Aug 28 at 11:59pm
- Planner Check #1**
SST
10 points • Aug 28 at 11:59pm

17 more...

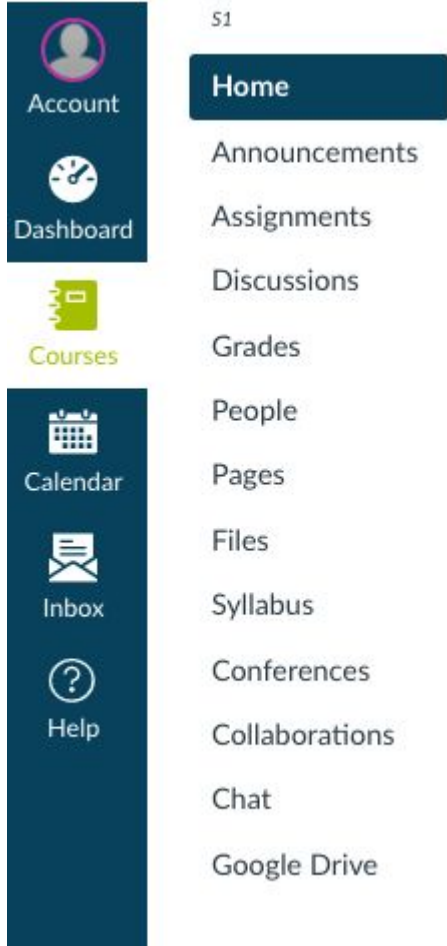
Recent Feedback

- ✓ **Vocab. Unit 1 Test**
English 7-10751-S1
17 out of 21
- ✓ **Practice Set Quiz #1**
Pre-Algebra-10051-S1
4 out of 4
- ✓ **Syllabus Signature**
US History 7
10 out of 10

12 more in the past two weeks ...

[View Grades](#)

Courses:




From your dashboard go to your courses.

In a course you can see assignments, discussions, grades, the syllabus, and much, much more.

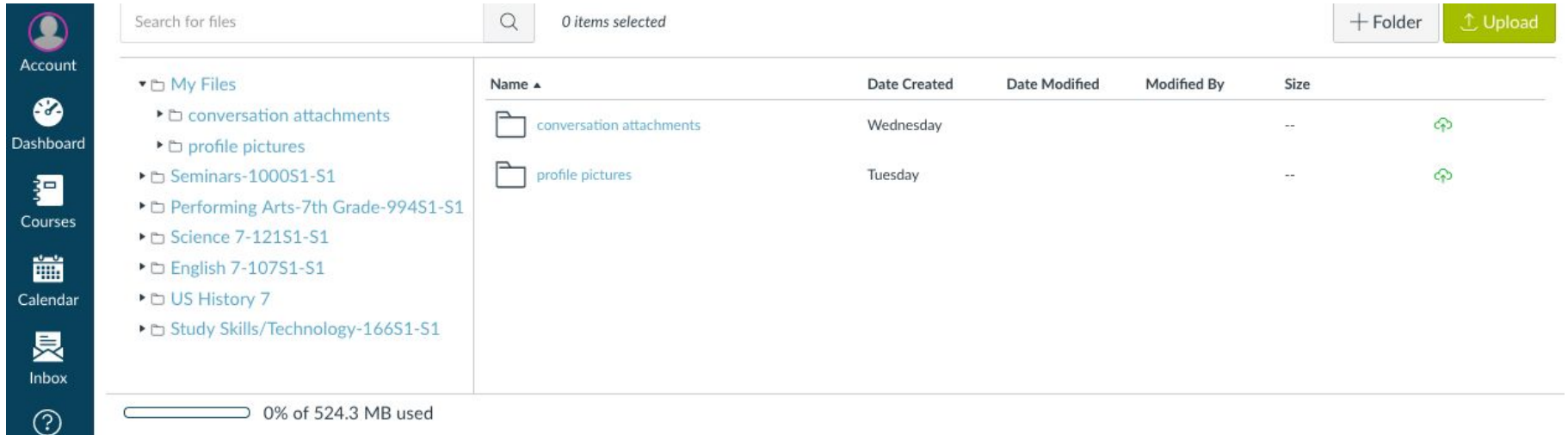
Each teacher chooses what they want you to see as the home page so these will look different from course to course.

Account



Access/add files here for upload later. If you want to upload a file from your computer you have to add the file first.

It's more convenient to add files from your Drive. See next slide on how.



Search for files 0 items selected

- Account
- Dashboard
- Courses
- Calendar
- Inbox
- ?

My Files

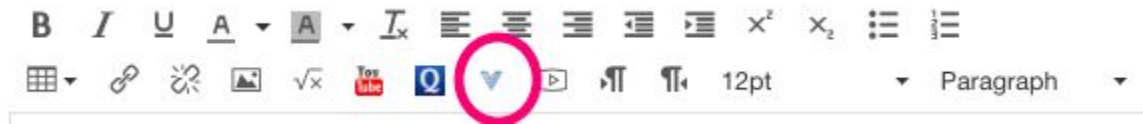
- conversation attachments
- profile pictures
- Seminars-1000S1-S1
- Performing Arts-7th Grade-994S1-S1
- Science 7-121S1-S1
- English 7-107S1-S1
- US History 7
- Study Skills/Technology-166S1-S1

Name ▲	Date Created	Date Modified	Modified By	Size
conversation attachments	Wednesday			--
profile pictures	Tuesday			--

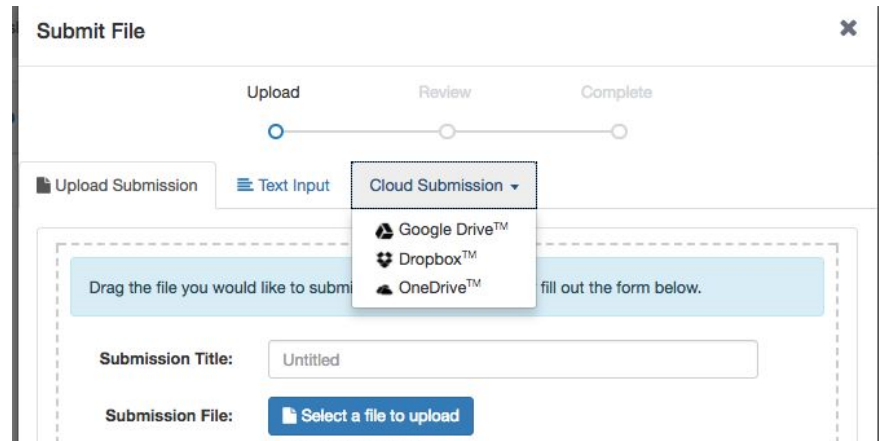
0% of 524.3 MB used

Uploading Assignments from Google Drive:

You can easily upload docs from your Google Drive. In the assignment submission editor, click the button that looks like a v. From there you can access your Drive.



Some of your teachers may be using Turnitin. In that case, in the submission area, click 'Cloud Submission'



Grades:

You can access your grades for all of your courses from your Dashboard or you can access them through 'grades' in each course.

You can view your grades based on What-If scores so that you know how grades will be affected by upcoming or resubmitted assignments.

You can test scores for an assignment that already includes a score, or an assignment that has yet to be graded.


- Dashboard
- Courses
- Calendar
- Inbox
- Help
- Announcements
- Assignments
- Discussions
- Grades**
- People
- Pages
- Files
- Syllabus
- Conferences
- Collaborations
- Chat
- Google Drive

For the course: English 7-10751-S1 Assignments Arrange by: Due Date

Learning Mastery

Name	Due	Status	Score	Out of
Syllabus	Aug 21 by 11:59pm		10	10
Goal Setting & Reflection Writing	Aug 21 by 11:59pm		20	20
Summer Reading Writing Assessment	Aug 23 by 11:59pm		-	20
Vocab. Unit 1	Aug 25 by 11:59pm		10	10
Vocab. Unit 1 Test	Aug 25 by 11:59pm		17	21
Participation #1			-	50
Homework			100%	20.00 / 20.00
Projects & Classwork			N/A	0.00 / 0.00
Tests & Quizzes			80.95%	17.00 / 21.00
Writing			100%	20.00 / 20.00
Participation			N/A	0.00 / 0.00
Total			91.84%	91.84 / 100.00

Calendar:



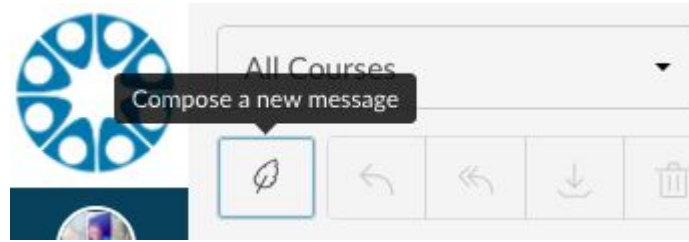
You turn off and on in calendar as you'd like to see assignments for each course. Just click on the colored box next to the course name. You can customize the course colors.

You can also add events to your personal calendar.

You can send your Canvas calendar out to a Google calendar through 'calendar feed'.



Mail:



You can email your classmates and teacher through Canvas' messaging system. To send a message, click the feather looking button..

To find a person, start typing their name in the 'to' section

Compose Message ✕


Course

To 👤

Subject

Send an individual message to each recipient

Questions? Suggestions?



Contact Ms. Daniels in room 231 or

hillary.daniels@pcscharter.org

or

Mr. Levy at

david.levy@pcscharter.org