

HIGHLAND PARK ISD
Utility Usage & Cost Report
FY 12-13 vs. FY 13-14

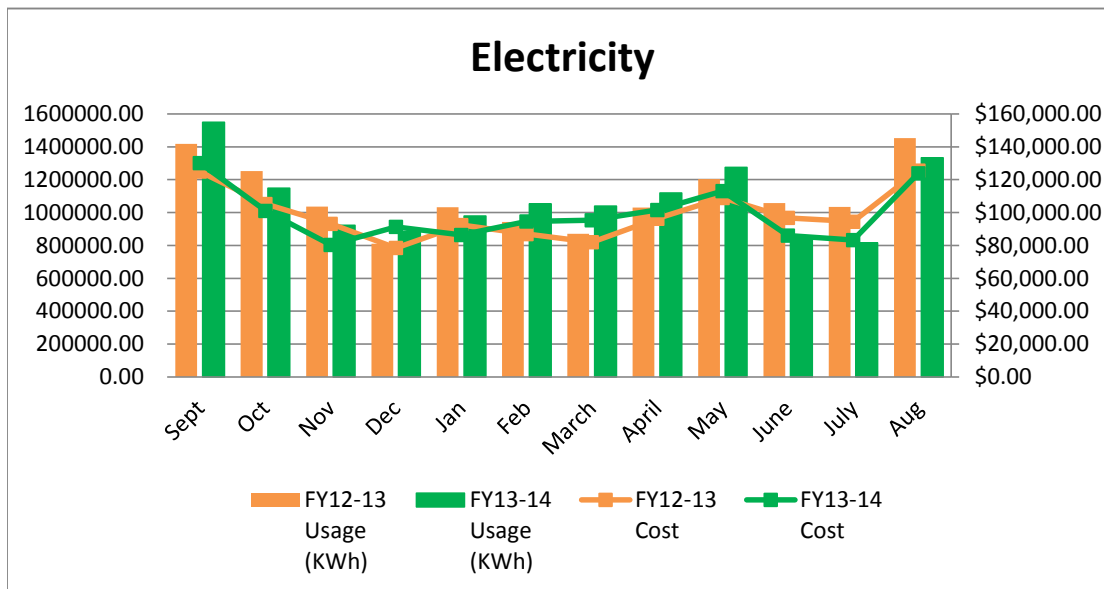
Energy Management:

Texas Education Code § 44.902, Long-Range Energy Plan to Reduce Consumption of Electric Energy, requires the board of trustees of a school district to establish a long-range energy plan to reduce the district's annual electric consumption by five percent beginning fiscal year 2008 and consume electricity in subsequent fiscal years in accordance with the district's energy plan.

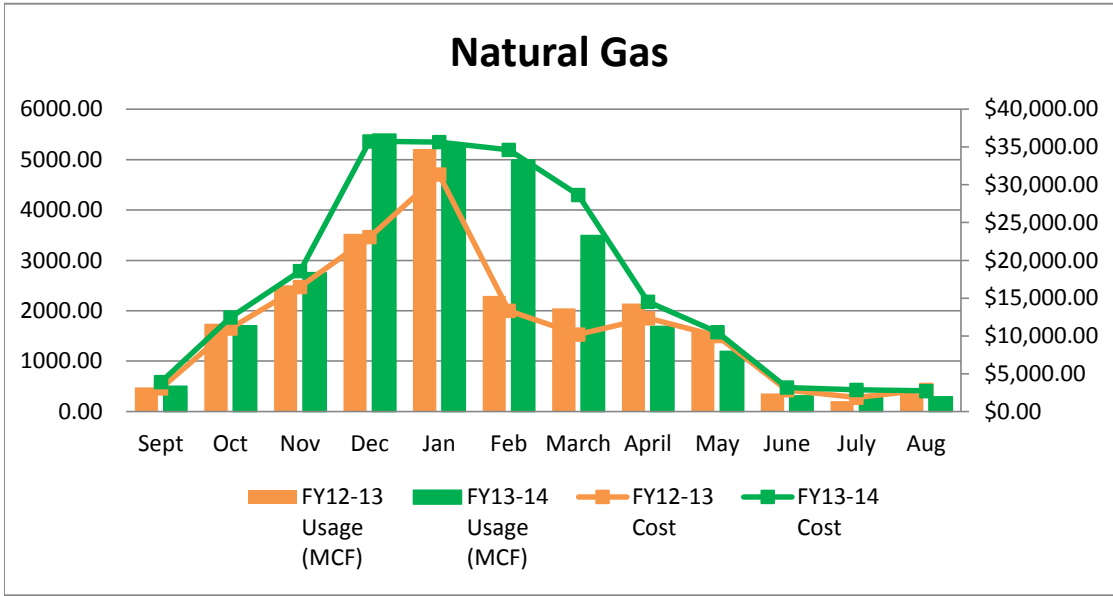
Energy management improvements were made possible thanks to voters who supported the 2008 bond issue. Construction projects were completed throughout the District for safer and more energy efficient classrooms and facilities. Energy projects included installing new energy efficient lighting fixtures, new windows, new roofs, and new HVAC with energy management system.

Texas Government Code Chapter 2265.001, Required Publication and Reporting By Governmental Entities, requires that school districts record the metered amount and aggregate cost of electricity, water, or natural gas consumed and report the recorded information on a publicly accessible Internet website. Highland Park ISD reviews and records the utility usage for each campus and facility every month. A summary of the latest utility usage and cost information is shown in the table and charts below.

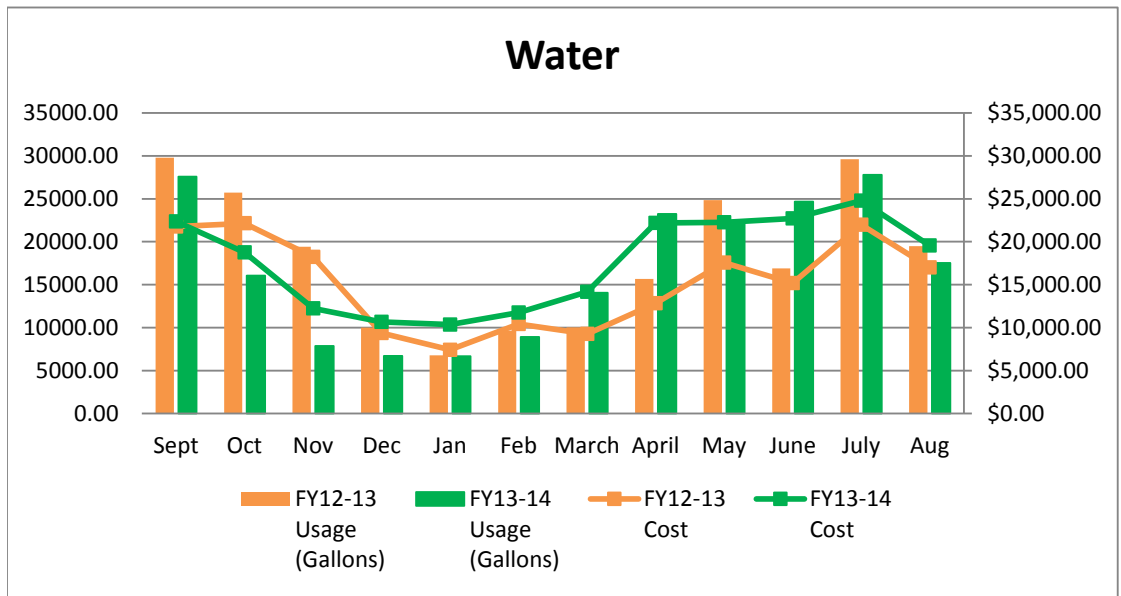
Electricity	FY 2012 - 2013		FY 2013 - 2014	
	Usage (KWh)	Cost	Usage (KWh)	Cost
September	1418459.08	\$ 124,972.21	1549764.75	\$ 130,183.99
October	1252785.40	\$ 105,218.23	1147384.85	\$ 101,130.12
November	1036637.03	\$ 93,172.10	923130.73	\$ 80,450.58
December	811011.35	\$ 78,455.57	883759.50	\$ 91,309.15
January	1032220.30	\$ 92,476.89	979146.90	\$ 86,418.32
February	942138.55	\$ 86,966.36	1053708.15	\$ 94,625.80
March	870642.13	\$ 81,988.45	1038470.60	\$ 95,444.77
April	1030653.33	\$ 96,278.25	1118952.78	\$ 101,527.99
May	1203966.48	\$ 108,920.26	1275353.83	\$ 113,103.75
June	1057789.78	\$ 96,760.19	858039.73	\$ 86,074.91
July	1033944.48	\$ 94,494.20	815448.98	\$ 83,308.08
August	1452393.73	\$ 125,582.26	1334033.98	\$ 123,993.38
TOTALS	13142641.60	\$ 1,185,284.97	12977194.75	\$ 1,187,570.84



Natural Gas	FY 2012 - 2013		FY 2013 - 2014	
	Usage (MCF)	Cost	Usage (MCF)	Cost
September	476.30	\$ 3,085.21	502.60	\$ 3,895.65
October	1743.70	\$ 11,004.02	1699.10	\$ 12,448.21
November	2504.30	\$ 16,506.18	2753.10	\$ 18,581.66
December	3526.00	\$ 23,086.91	5506.20	\$ 35,764.56
January	5210.90	\$ 31,366.95	5277.00	\$ 35,654.82
February	2294.30	\$ 13,345.65	4988.10	\$ 34,630.28
March	2047.40	\$ 10,218.87	3493.60	\$ 28,674.54
April	2144.10	\$ 12,365.68	1687.00	\$ 14,522.13
May	1597.00	\$ 9,993.74	1193.50	\$ 10,501.19
June	357.70	\$ 2,832.58	310.20	\$ 3,185.38
July	208.00	\$ 1,861.65	313.50	\$ 2,891.67
August	359.10	\$ 2,872.80	292.70	\$ 2,733.47
TOTALS	22468.80	\$ 138,540.24	28016.60	\$ 203,483.56



Water	FY 2012 - 2013		FY 2013 - 2014	
	Usage (Gallons)	Cost	Usage (Gallons)	Cost
September	29776.20	\$ 21,775.77	27585.00	\$ 22,364.77
October	25708.30	\$ 22,136.44	16066.30	\$ 18,753.64
November	19417.55	\$ 18,243.60	7866.50	\$ 12,230.46
December	10003.30	\$ 9,377.87	6698.80	\$ 10,665.53
January	6788.70	\$ 7,420.16	6684.20	\$ 10,359.06
February	9646.60	\$ 10,422.09	8911.50	\$ 11,749.41
March	10018.20	\$ 9,251.97	14051.10	\$ 14,169.51
April	15674.40	\$ 12,824.91	23245.50	\$ 22,175.51
May	24838.70	\$ 17,553.11	22349.00	\$ 22,269.82
June	16899.50	\$ 15,178.02	24664.30	\$ 22,722.61
July	29605.90	\$ 21,973.54	27809.10	\$ 24,780.32
August	19498.70	\$ 16,998.32	17545.40	\$ 19,566.91
TOTALS	217876.05	\$ 183,155.80	203476.70	\$ 211,807.55



Useful Links:

[Eco-Schools](#)

[Manage Energy Use - Atmos Energy](#)

[Energy Efficiency Tips & Hints - Direct Energy](#)

[State Energy Conservation Office](#)

[Energy Generator - Chevron](#)

[Ten Ways to Cut Energy Costs in Schools](#)

[Energy Kids - Energy Information Administration](#)

[Water Conservation - Town of HP](#)

[Energy Star](#)

[Water Conservation Tips - Park Cities](#)

[How to Do a Classroom Lighting Audit](#)

[Watering Restrictions - City of UP](#)

[Kids Saving Energy - Dept. of Energy](#)

[WattWatchers of Texas](#)