



# STAY CONNECTED APPLY NOW!!!

**Go to: [passportapp.lausd.net/parentaccess](https://passportapp.lausd.net/parentaccess)**

- Monitor Attendance
- Final grades
- Teacher Emails
- Update Emergency Card Information
- Access IEPs & Health Records
- Apply for Meal Applications
- Apply for LAUSD Magnet Programs & Conservatory of Fine Arts
- Volunteer at your child’s school
- Student class schedule
- And much more!!!!

**Available  
24 hours a  
day...**

## QUICK GUIDE REGISTRATION

NAME: \_\_\_\_\_ STUDENT ID: \_\_\_\_\_

**STEP 1: Register for LAUSD account**  
(First Name, Last Name, Email Address,  
Security Image/Audio.)

**STEP 2: Check email for notification to  
activate. Click on ACTIVATE MY LAUSD  
ACCOUNT link.**

Los Angeles Unified School District Account Registration

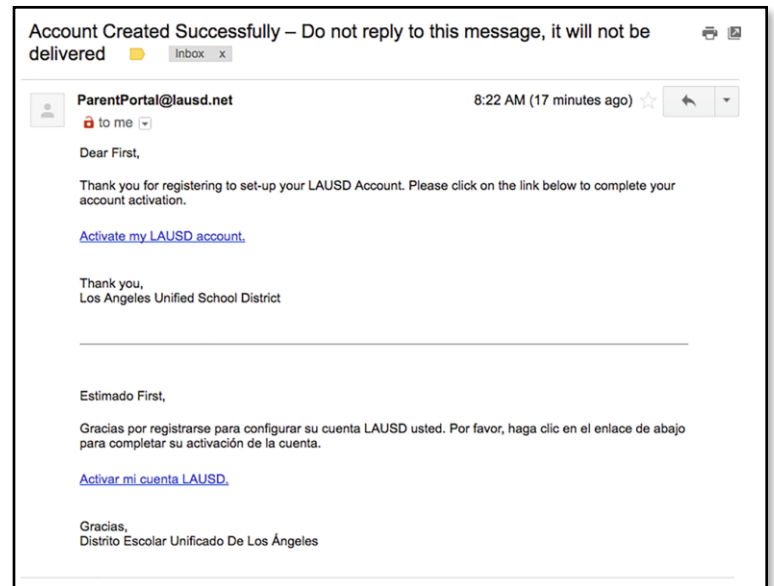
Provide the required fields below.

**1** \*First Name:   
Middle Name (Optional):   
\*Last Name:

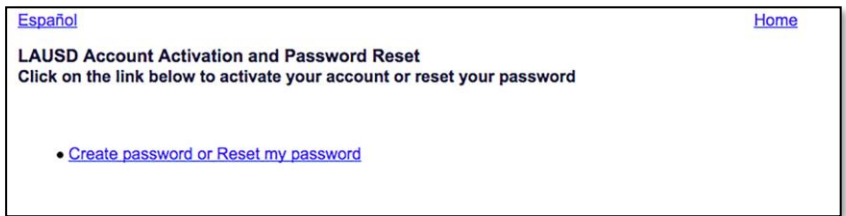
**2** \*Email Address:   
\*Re-enter Email:

**3** \*For security purposes, please type the code from the image or audio clip.

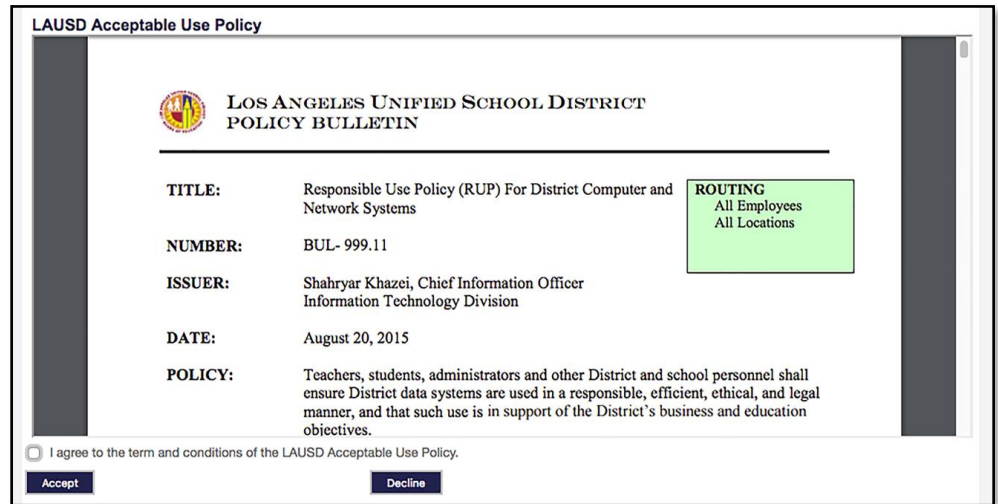
OR



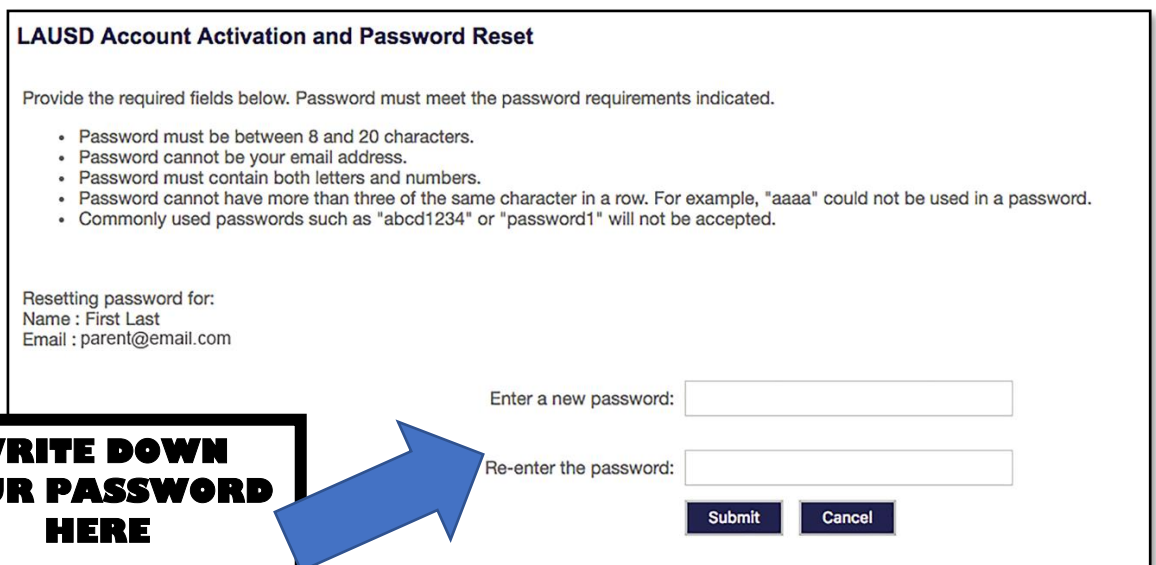
**STEP 3:** Click the [CREATE PASSWORD OR RESET MY PASSWORD](#) link.



**STEP 4:** Review the Responsible Use Policy (RUP). click on the box next to “I agree with the terms and conditions of LAUSD.” Indicate whether you accept the conditions by clicking on the Accept button or the Decline button. You will not be able to create a PASSport account if you do not agree to the RUP terms and conditions.



**STEP 5:** Read the instructions for creating an acceptable password. Enter the password twice and then choose the Submit button.



**WRITE DOWN  
YOUR PASSWORD  
HERE**

**STEP 6:** You will receive an email notification that your LAUSD account is activated.

**STEP 7:** Click the PASSport icon. You can now log in using your email and password.

You will need to wait 5-10 minutes before logging on to LAUSD PASSport to add your child(ren) to your parent account.

**passport.lausd.net**