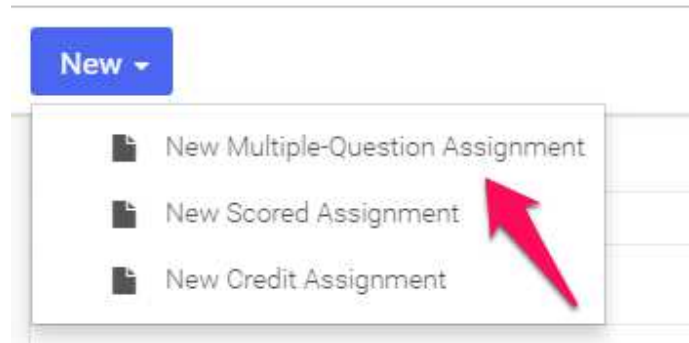


Grade Cam (Basic Overview)


Task One: Create an Assessment

1. Log into your GradeCam account and click on the Assignments tab.

2. Click on the "New" button and Select Multiple-Question Assignment



3. Type a Name (1) for the assignment Type in the Number of Questions (2), Date (3), and then click on the "Save" (4) button.



Task Two: Create a Key

1. Completion of Step 3 (above) takes you to the "Keys" tab.

Set-up your answer key

From the "Key" page within your assignment, define the correct answer for each question by clicking within the bubbles. To add a question type, check the box to the left of the question, then click "Save."

History Exam (10 pts)

Keys Scans Reports

Correct	Type	Bubbles	Points	Standards
<input type="checkbox"/> 1. (A) (B) (C) (D) (E)	Multiple Choice	ABCDE	0	0
<input type="checkbox"/> 2. (A) (B) (C) (D) (E)	Multiple Choice	ABCDE	0	0
<input type="checkbox"/> 3. (A) (B) (C) (D) (E)	Multiple Choice	ABCDE	0	0
<input type="checkbox"/> 4. (A) (B) (C) (D) (E)	Multiple Choice	ABCDE	0	0

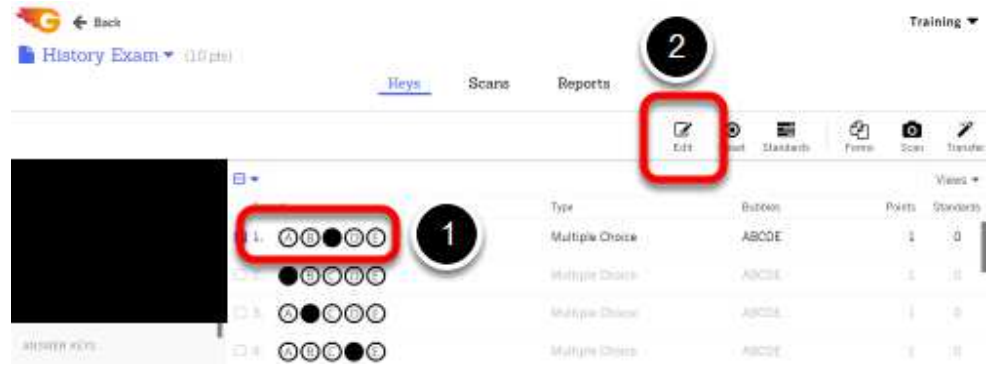
2. Define the correct answer for each question by clicking within the answer bubbles.

History Exam (10 pts)


Keys Scans Reports

Correct	Type	Bubbles	Points	Standards
<input checked="" type="checkbox"/> 1. (A) (B) (C) (D) (E)	Multiple Choice	ABCDE	1	0
<input checked="" type="checkbox"/> 2. (A) (B) (C) (D) (E)	Multiple Choice	ABCDE	1	0
<input checked="" type="checkbox"/> 3. (A) (B) (C) (D) (E)	Multiple Choice	ABCDE	1	0
<input checked="" type="checkbox"/> 4. (A) (B) (C) (D) (E)	Multiple Choice	ABCDE	1	0

3. To edit a question type check the box to the left of the question (1) and then select the "Edit" button (2).



4. Make the necessary changes and select the "Save" button.



1. A B C D E

TYPE Multiple Choice

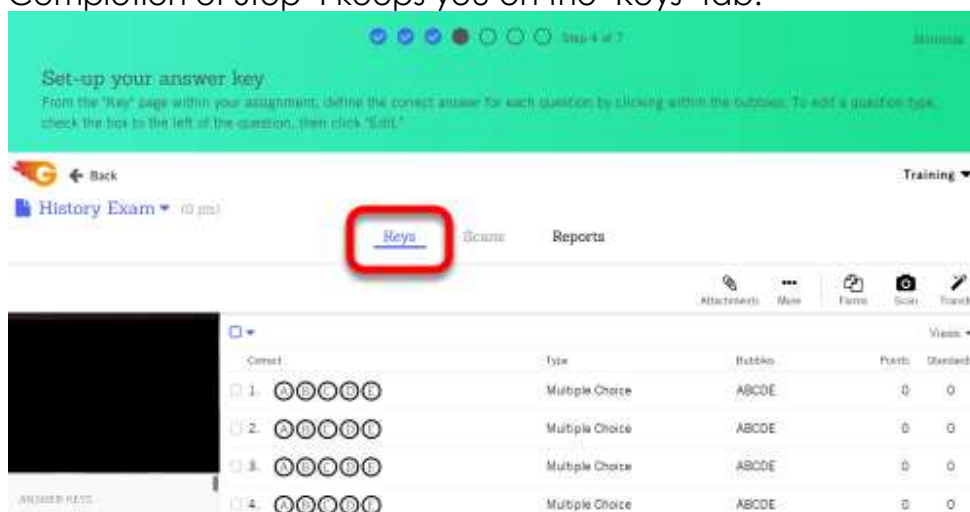
BUBBLES ABCDE

POINTS 1

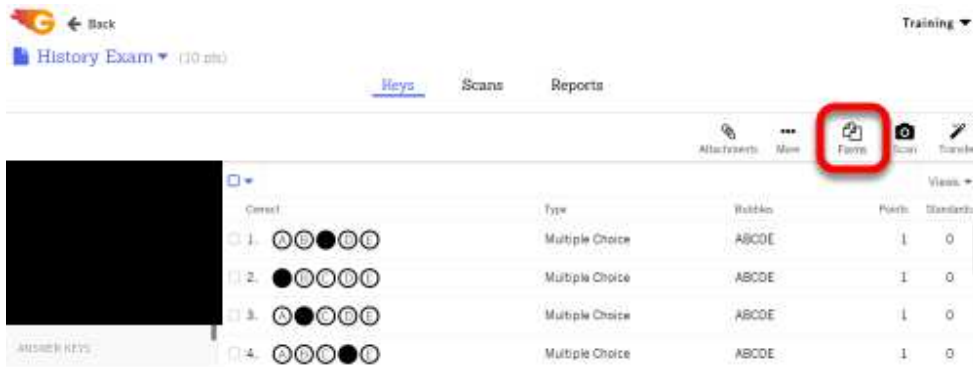
TIP You can add up to 10 bubbles.

Task Three: Print Forms

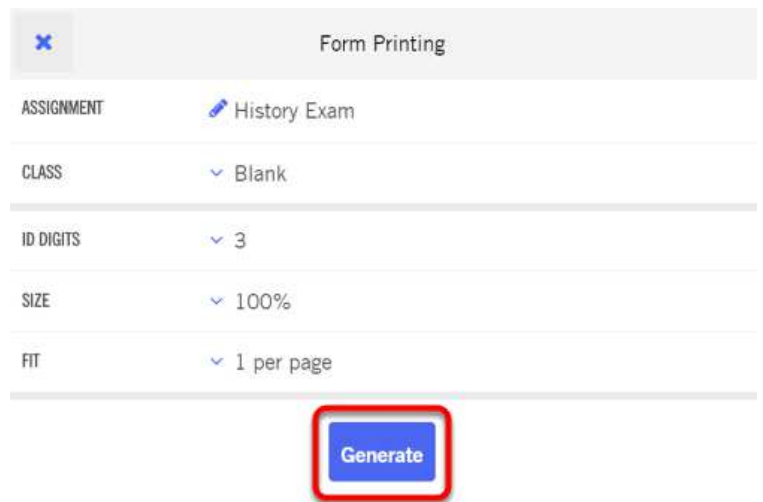
1. Completion of Step 4 keeps you on the "Keys" tab.



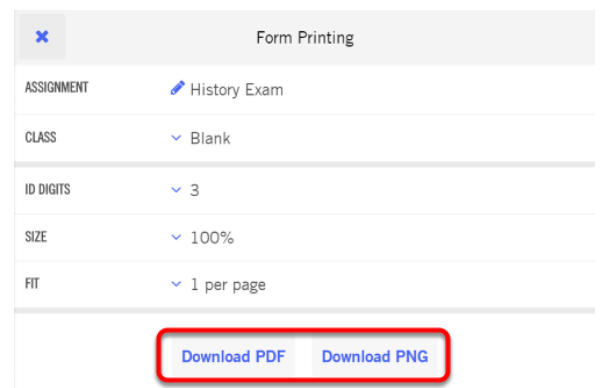
2. Select the "Forms" button.



3. Choose the appropriate form options and then select the "Generate" button.



4. Select either "Download PDF" or "Download PNG" depending on your preference.



5. After downloading the PDF or PNG from the new browser tab, click on the X to close the forms box.

✕
Form Printing

ASSIGNMENT	✎ History Exam
CLASS	▼ Blank
ID DIGITS	▼ 3
SIZE	▼ 100%
FIT	▼ 1 per page

Download PDF
Download PNG

Task Four: Scan an assignment to score each student.

1. Select the "Scans" tab.

Step 6 of 7

You are ready to scan.
From the "Scans" page within your assignment, simply flash completed student forms in front of your camera (webcam, document camera, or mobile device) to collect their data.

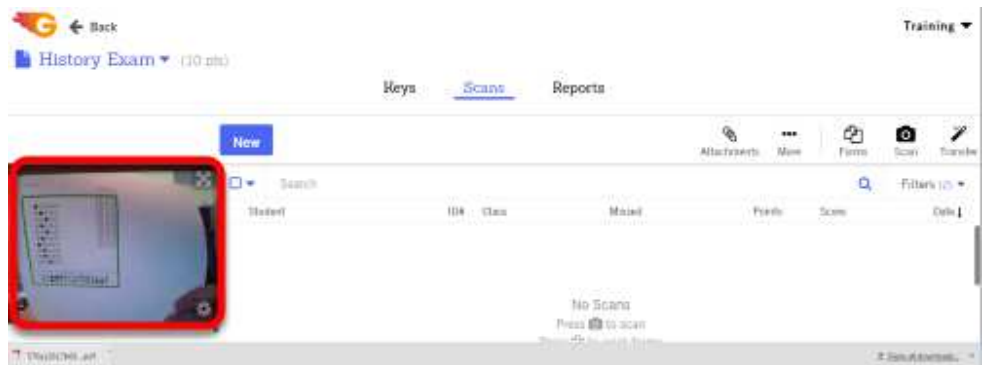
← Back
History Exam (130 pts)
Training ▾

Keys
Scans
Reports

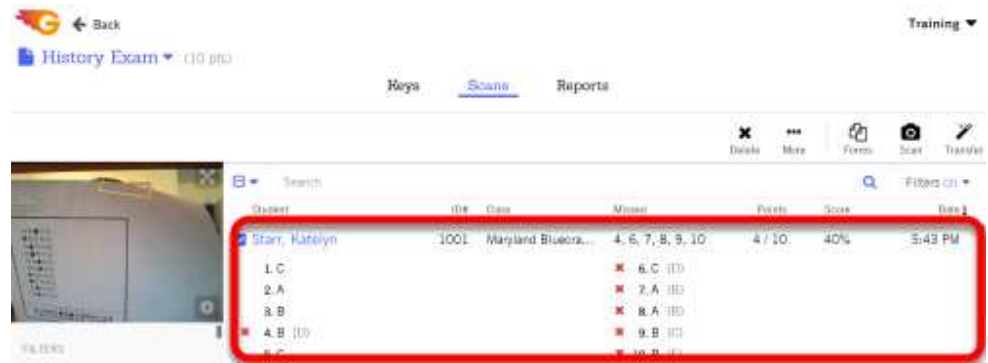
Attachments
Menu
Forms
Scan
Grade

	Correct	Type	Bubble	Points	Students
<input type="checkbox"/>	1. <input type="radio"/> A <input type="radio"/> B <input checked="" type="radio"/> C <input type="radio"/> D	Multiple Choice	ABCD E	1	0
<input type="checkbox"/>	2. <input type="radio"/> A <input type="radio"/> B <input type="radio"/> C <input type="radio"/> D	Multiple Choice	ABCD E	1	0
<input type="checkbox"/>	3. <input type="radio"/> W <input checked="" type="radio"/> X <input type="radio"/> Y <input type="radio"/> Z	Multiple Choice	ABCD E	1	0

2. Flash the completed student forms in front of your camera (webcam, document camera or mobile device) to collect the data.




3. Results for the student appear instantly on the screen.

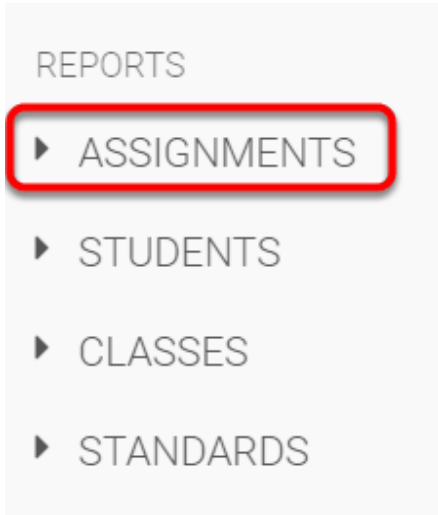


Task Five: Evaluate the results of an assignment using a variety of reports.

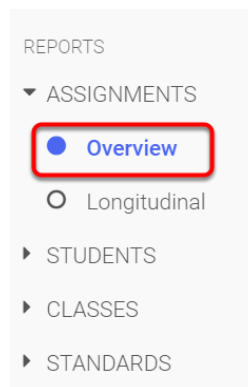
1. Select the "Reports" tab.



2. Expand the "Assignments" category.



3. Select "Overview" from the expanded menu.



4. View the report using the field headers to sort the results.

Assignment Overview
Filtered by: Current Assignments

Name	Type	Length	Owner	Scans	Mean	Date ↓
<input type="checkbox"/> ELA Unit 1	Exam	10	Me	5	78%	Yesterday
<input type="checkbox"/> Math Unit 5	Exam	10	Me	1	70%	04/05/14
<input type="checkbox"/> Math Unit 4	Exam	10	Me	3	77%	03/16/14
<input type="checkbox"/> Math Unit 2	Exam	10	Me	10	84%	10/14/13
<input type="checkbox"/> Math Unit 1	Exam	10	Me	10	77%	10/14/13
<input type="checkbox"/> Math Unit 3	Exam	10	Me	10	74%	10/11/13

5. For more details select the "Assignment" link to open the Assignment Summary reports.

Assignment Overview

Filtered by: Current Assignments

Name	Type	Length	Owner	Scans	Mean	Date ↓
ELA Unit 1	Exam	10	Me	5	78%	Yesterday
Math Unit 5	Exam	10	Me	1	70%	04/05/14
Math Unit 4	Exam	10	Me	3	77%	03/16/14
Math Unit 2	Exam	10	Me	10	84%	10/14/13
Math Unit 1	Exam	10	Me	10	77%	10/14/13
Math Unit 3	Exam	10	Me	10	74%	10/11/13

***** For more details on specific reports, click on the drop down arrow beside your name in the upper right hand corner.

Click on "Support"

Gorden ▾

- Use GradeCam Insight (classic view)
- Settings
- Support
- Forum
- Log out

Administer Rutherford County School Dist - Smyrna High School

Choose "Grade Cam GO Tutorials"

[GradeCam Go! Tutorials](#)