

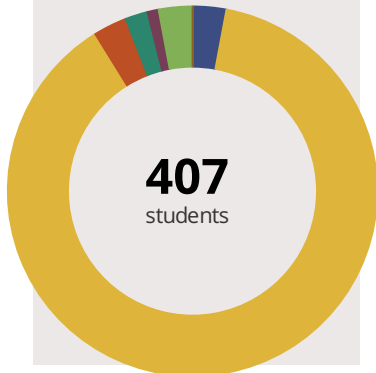
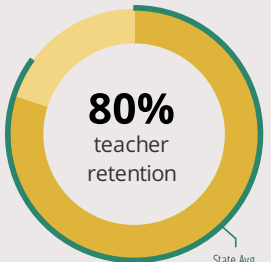
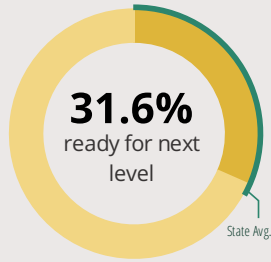
MARYA YATES ELEMENTARY SCHOOL

6131 ALLEMONG DR MATTESON, IL 60443 1061 (708) 720-1800

Grades: P-5
District: ESD 159

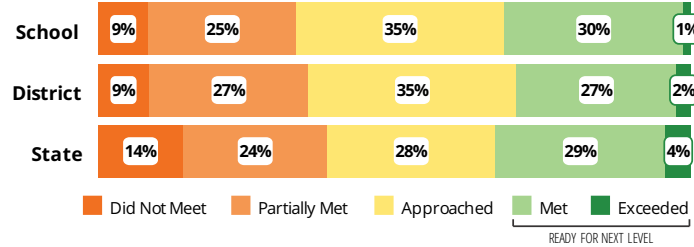
Principal: Dr. Lisa Woods
Superintendent: Barbara Mason

FAST FACTS



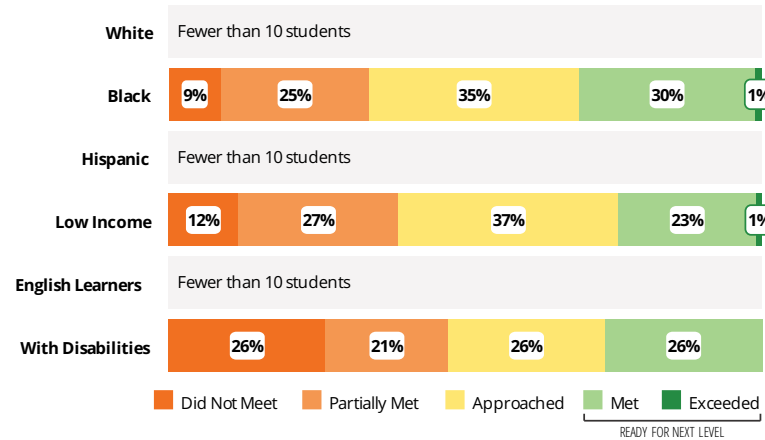
Academic Success

All Illinois students in grades 3-8 take the PARCC assessment each year. High school students take the PARCC in specific Math or English Language Arts (ELA) courses.



Success by Student Group

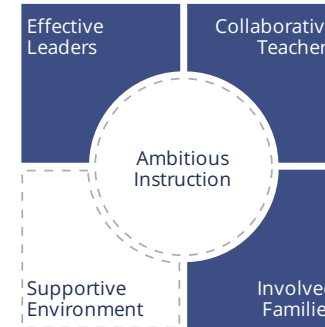
This display shows PARCC performance levels for each student group. No data is shown for groups with fewer than 10 students.



Student Characteristics

White	3%	Low Income	58%
Black	90%	English Learners	2%
Hispanic	3%	With Disabilities	14%
Asian	2%	Homeless	2%
American Indian	1%		
Two or More Races	3%		
Pacific Islander	0%		

School Environment



The **5Essentials Survey** allows students in grades 6-12 and all teachers to share their perspectives on essential conditions for learning. The anonymous survey consists of 5 components.

- Most implementation
- More implementation
- Average implementation
- Less implementation
- Least implementation
- Not Applicable/Low Response

Response Rates

Students	-
Teachers	84%

More Effective Leaders

Do principals and teachers implement a shared vision for success?

More Collaborative Teachers

Do teachers collaborate to promote professional growth?

Ambitious Instruction

Are the classes challenging and engaging?

Supportive Environment

Is the school safe, demanding, and supportive?

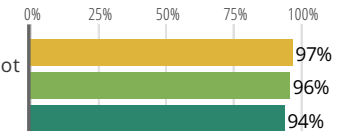
More Involved Families

Does the entire staff build strong external relationships?

Student Attendance and Mobility


Attendance Rate

Rate at which students are present at school, not including excused or unexcused absences



Chronic Truancy Rate

Percentage of students who have been absent without valid reasons for 5% or more of regular school days



Student Mobility

Percentage of students who transfer in or out of the school during the school year, not including graduates





MARYA YATES ELEMENTARY SCHOOL

School Highlights

Academic Courses

5th Grade Leadership Conferences, Band, February Saturday School, Gifted and Talented Programs, Midwest Talent Search, PBIS, Peer Mentors, Project CHOICES, Renaissance Program, Social Worker-Character Education, Summer School

Physical Education, Health and Wellness

Breakfast Program, Health Education Courses, Nutrition, Physical Education classes

Other Programs and Activities

4th Grade Saturday Science Lab, 5th Grade Boys' Mentoring, 5th Grade Girls' Mentoring, After School Care, Before School Care, Career Education Events, Family Nights, Learning Lab, Math Olympiad, Mentoring Program, Parent Associations, Parent Workshops, Peer Mediation, Rainbows, Recycle Club, Science Club, Sign Language Club, Student Council/Government, Tutoring Program

School Awards

Home Depot Partnership, Veterans' Day Assembly

Career Development Courses and Programs

K-5 Career Week 5th Grade College and Career Exploration

Athletics

4-5th Grade Cheerleading, 5th Grade Physically Fit Club, Boy's Basketball, Boy's Soccer, Girl's Basketball, Girl's Soccer

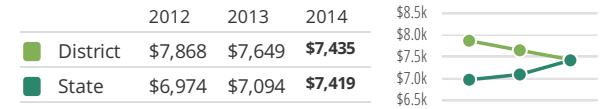
School Personnel Resources

Reading Teacher, School Nurse, School Psychologist, School Social Worker, Special Education Teacher, Student Dean

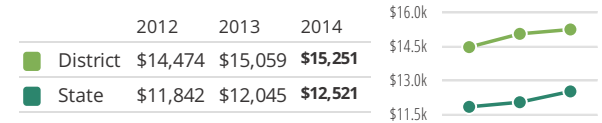
Facilities

District Finance

Instructional Spending per Pupil includes only the activities directly dealing with the teaching of students or the interaction between teachers and students.



Operational Spending per Pupil includes all costs for overall operations in this school's district, including Instructional Spending, but excluding summer school, adult education, capital expenditures, and long-term debt payments.



Educator Measures

This school has had **1 principal(s)** over the past 6 years. In the last three years, an average of **80% of teachers** return to this school each year.

FOR MORE INFORMATION

Visit IllinoisReportCard.com to see additional details about each item of information for this school. There you will find charts spanning multiple years, detailed explanations, resources, more of the school's programs and activities, and powerful tools that let you dig deeper into data.

Most of this data has been collected by ISBE from school districts through data systems. Some information, such as the School Highlights, is entered directly by principals and can be updated throughout the year.