


Gas leak or emergency
Leave immediately, then call
888-876-5786, 24 hours a day

Customer service
800-259-5544 toll-free
Monday - Friday, 7 am - 7 pm

Call before you dig
Call 811
24 hours a day

Comments
PO Box 2628
Houston, TX 77252-2628

Your usage in a glance



Previous usage	Usage this month	Average daily temperature	
1 year ago	Last month	This month	
Total CCF used	318	310	121
Average daily gas use (CCF)	10.9	11.1	4.2
Average daily temperature	60	57	59
Days in billing period	29	28	29

To better understand your home energy usage and learn energy savings tips, visit CenterPointEnergy.com/myenergyanalyzer

To report gas leaks, carbon monoxide and other gas emergencies, please call 1-888-876-5786. We appreciate your understanding that billing inquiries cannot be answered on this line.

Pay your next bill without lifting a finger. To enroll in AutoPay, just sign and date the back of your bill stub and return to us with a check for your payment amount. It's that easy!

ACCOUNT SUMMARY

Previous gas amount due	\$ 184.21
Payment Mar 8, 2017	- 184.21
Current gas charges (Details on page 2)	+ 93.33
Total amount due	\$ 93.33

Thank you!

Your account is ready to view now. Register for free online account access. View balance, usage history, make an online payment, view recommendations for saving energy and money with My Energy Analyzer, and much more. Register at CenterPointEnergy.com/myaccount.

420-51-6259.04-041



How to pay your bill

Online
Visit: CenterPointEnergy.com/paybill Pay immediately, schedule a payment or set up automatic monthly payments.

Phone
Call 800-259-5544 and make a payment using your checking or savings account, or by debit or credit card.

In person
To find a payment location, visit: CenterPointEnergy.com/paybill or call 800-259-5544.

Mail
Return the payment stub below, with your check or money order, using the return envelope.

CUSTOMER
CUMBERLAND ACADEMY

ACCOUNT NUMBER
9985726-0

DATE DUE

Apr 05, 2017

DATE MAILED
Mar 21, 2017

AMOUNT DUE

\$ 93.33

SERVICE ADDRESS
1040 Shiloh Rd, Tyler, TX 75703-1501

DEFINITIONS

CCF 1 CCF = 100 cubic feet of gas. This is how we measure your monthly usage.

Customer charge and base amount. Covers fixed costs for reading meters, issuing bills, maintaining facilities and gas lines, postage, etc. These costs occur even if you do not use gas during a billing period.

Gas Cost Adjustment (GCA) is the cost CenterPoint Energy pays for the gas it delivers to its customers.

Reimbursement of local franchise fee is a fee paid to the city for the company's use of right-of-way in streets and alleys.

Reimbursement of state gross receipts tax is a tax imposed by the State of Texas on each utility company located in an incorporated city having a population of more than 1,000.

For a more detailed description of each of the terms used on your bill, please visit CenterPointEnergy.com/definitions or call Customer Support at 800-259-5544.

Current gas charges

Rate: GSS-2091-GRIP 2016

Meter Number **Day Billing Period**
3851300389265 29

Billing Period	Current Reading	- Previous Reading	= Total	x	Combined pressure factor	Adjusted Usage
02/14/17 - 03/15/17	12786	12696	90		1.34580	121 CCF
Customer charge *						\$ 32.16
Base amount						7.79
Gas cost adjustment						40.05
Reimbursement of local franchise fee						4.50
Reimbursement of State GRT						1.72
City sales tax						1.29
County sales tax						0.43
State sales tax						5.39
Total current charges						\$ 93.33

The customer charge includes the current GRIP surcharge of \$2.73.

Your account, managed your way


Sign up at CenterPointEnergy.com/myaccount

- **24/7 online account access.** View and/or pay your bill, view usage history, sign up for account services and much more.
- **Go paperless.** Receive an email when your bill is ready to view and pay. Get convenience, get rid of clutter.

- **Pay automatically.** Set up AutoPay by signing and returning the form below with your check payment. It's that easy!
- **Even out the highs and lows of your monthly bills.** Enroll in Average Monthly Billing and spread your natural gas costs throughout the year.
- **Get bill reminders.** Choose text or email, up to five days before your bill is due.

- **Other services.** Report a payment made at a payment location, set up a payment extension and much more. View options from your online account or visit CenterPointEnergy.com/selfservice if you'd prefer not to register.
- **Moving?** Please call us at 800-259-5544 at least two weeks before you move, or complete the forms at CenterPointEnergy.com/selfservice

Mail payments to CenterPoint Energy, PO Box 4981, Houston, TX 77210-4981



DIY: Weatherizing 101

Small cracks and crevices might let in as much air as an open window.

Our DIY guide shows how caulking and weatherstripping improves energy efficiency and comfort. You'll get:

- A checklist of areas that should be properly sealed
- Product lists and guides for use
- How-to instructions

CenterPointEnergy.com/Weatherize


1A1109



Manage your account your way with
CenterPointEnergy.com/MyAccount

- ✓ **View bill**
 - You can also print and save
- ✓ **Pay your bill**
- ✓ **Turn off paper bills**
- ✓ **Set up payment preferences**
 - Schedule a payment
 - Set up recurring payments
- ✓ **Set up bill preferences**
 - Set up balanced monthly payments
 - Set up payment reminders
- ✓ **Request credit reference letter**
- ✓ **Use free energy tools**
 - View your usage history
 - Get custom report with My Energy Analyzer
 - Track a service appointment
- ✓ **Start-Stop-Transfer service**
- ✓ **Report a payment made**
- ✓ **Having trouble paying?**
 - Extend payment due date
 - Set up a payment plan
 - Reconnect service if disconnected for nonpayment

150207_CNP



162360_CNP

New, interactive website teaches kids, teens to be **Safe and Smart** about natural gas

Kids of all ages can play games, watch videos and download study materials to:

- Learn where natural gas comes from
- How it is used
- How to be safe and smart around it

Special sections for parents and teachers, too!

SafeAndSmart.org



Always call 811 before digging

For safety's sake, you are required by law to call 811 at least two working days before digging on your property so that any underground utility lines can be marked.

It's safe. It's free. It's the law.

Call811.com

181883 CNP



What's trending? *Your home's energy use*

Use our **FREE** energy cost and emissions calculator to:

- See the cost differences and environmental impacts between natural gas, electricity, propane.
- Compare benefits of high-efficiency natural gas equipment.

CenterPointEnergy.com/MyEnergyAnalyzer

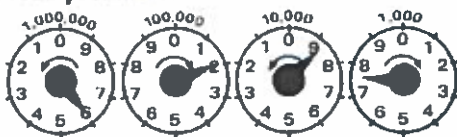
182381 CNP

A safety message from CenterPoint Energy

If you smell natural gas, leave immediately. Call our Gas Leak Hotline at 800-296-9815. Do not use or store flammable products such as gasoline in the same room or area near the water heater or any other gas appliance.

Si percibes un olor a gas natural, sal inmediatamente. Llama a nuestra línea telefónica para fugas de gas a uno de los números de teléfono que aparecen arriba. No use ni almacene productos inflamables tales como gasolina en la misma habitación o en áreas cercanas a un calentador de agua u otro tipo de aparato a gas.

How to read your meter



The following is an example of how to read a typical meter index.

Look at the four dials with their curved arrows. Read from right to left as follows.

- 1 Read the "thousand foot" dial as 7, the last number that the pointer passed. Note that the curved arrow on the dial shows a clockwise movement of the pointer.
- 2 Read the next dial, the "10 thousand" dial. The curved arrow on the dial above shows a

counterclockwise direction. The pointer is near the 9, but to be sure whether to read it as that number or the lower number 8, the previously mentioned "same or lower number rule" must be applied. Since the pointer in the "thousand foot" dial to the right is nearer the 8 and the pointer has not reached the 0, the "10 thousand" dial should be read as 8.

3 Read the "100 thousand" dial, it seems to point to 2. Double-check by using the rule above. Since the pointer of the "10 thousand" dial is between 8 and 9, take the lower reading number, 1, for the "100-thousand" dial.

4 Read the left most dial, the "million-foot" dial. The pointer is near the 6. Using the "same or lower number rule", we find the pointer on the dial to the right is between 1 and 2, so we read the "million foot" dial exactly as the number it is on or near, 6.

The entire meter reading is 6187