

Gananda Student Voice Richard Mann Elementary



Building People and Organizations

		Assets		Emerging Strengths		Possible Risks	
All	201	22	73.3%	7	23.3%	1	3.3%

1. Shaded areas indicate totals of SA/A as follows: Green-75% or greater, Asset. Yellow- 50%-74%, Emerging Strength. Red- less than 50%, Possible Risk.
2. SA = Strongly Agree, A=Agree, S= Somewhat, D=Disagree, SD= Strongly Disagree, NA= No Answer.
3. The Scaled Score (SS) is an average of the point values assigned to each response: SA=5, A=4, S=3, D=2, SD=1, NA answers have no weight.
4. Commentary is unedited with exception of data redacted by the organization.
5. Number of respondents may vary by section based on completion rates.

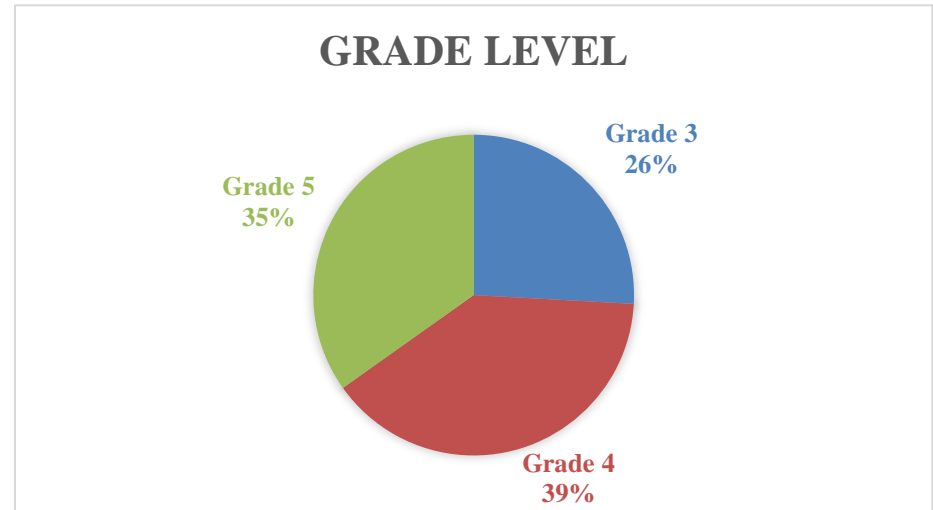
© PLC Associates, Inc.

Published: March 2016

Check In

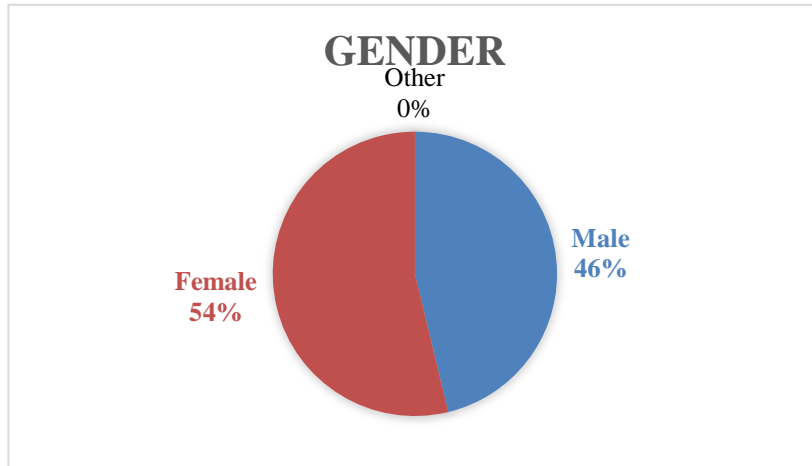
Grade Level

Grade 3 52
Grade 4 79
Grade 5 70



Gender

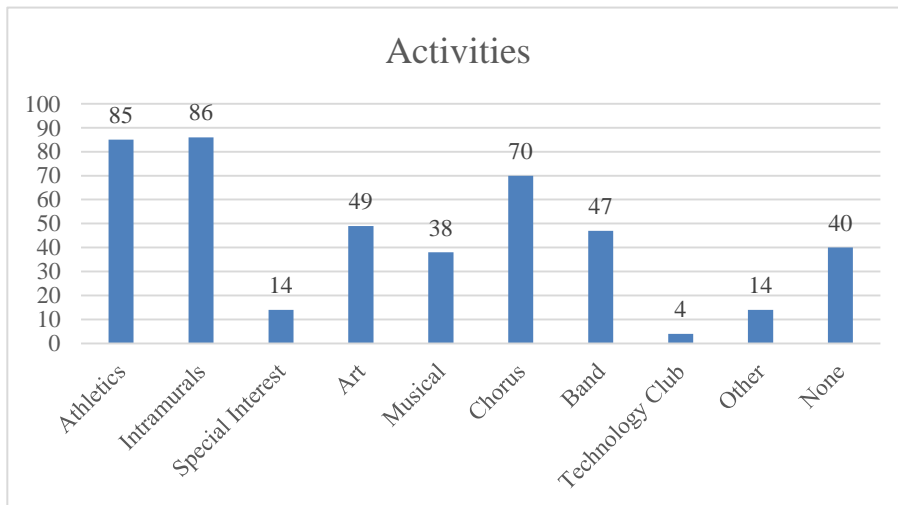
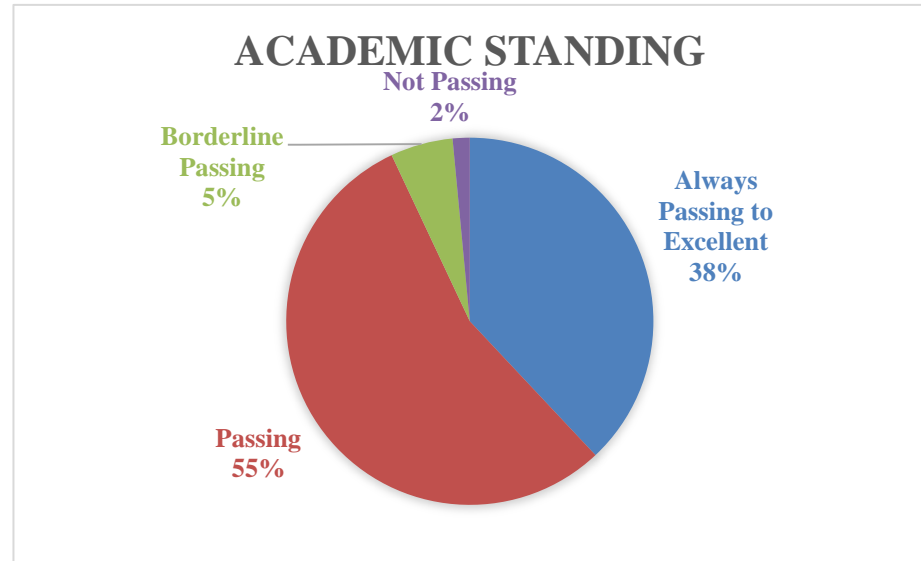
Male 92
Female 107
Other 0



Check In

Academic Standing

Always Passing to Excellent 76
 Passing 110
 Borderline Passing 11
 Not Passing 3



Activities

Athletics 85
 Intramurals 86
 Special Interest 14
 Art 49
 Musical 38
 Chorus 70
 Band 47
 Technology Club 4
 Other 14
 None 40

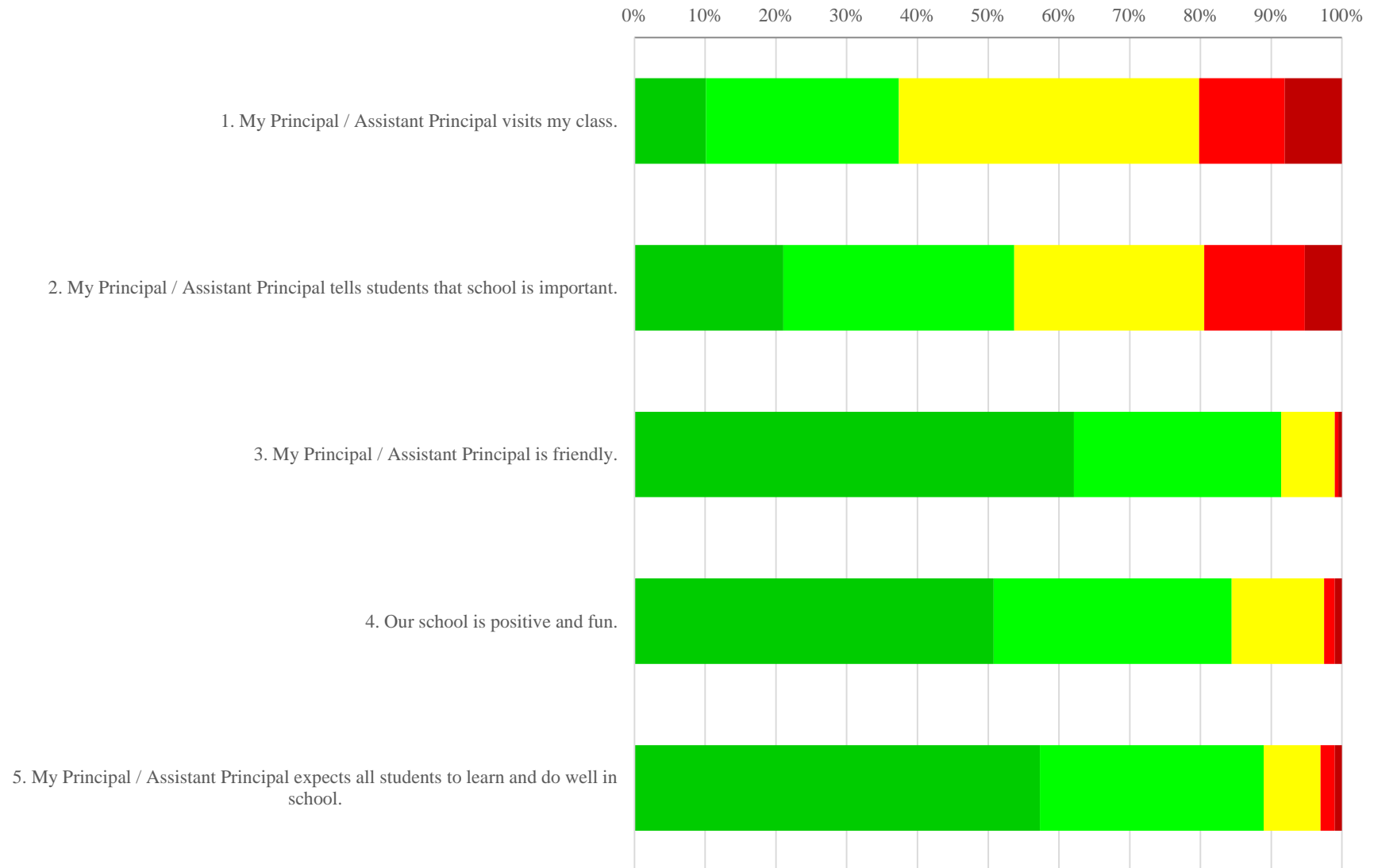
DTSDE									
All	SA/A	SA	A	S	D	SD	SS	Res	NA
TENET 2: SCHOOL LEADER PRACTICES AND DECISIONS									
1. My Principal / Assistant Principal visits my class.	37.4%	10.1%	27.3%	42.4%	12.1%	8.1%	3.19	198	3
2. My Principal / Assistant Principal tells students that school is important.	53.7%	21.1%	32.6%	26.8%	14.2%	5.3%	3.50	190	10
3. My Principal / Assistant Principal is friendly.	91.4%	62.1%	29.3%	7.6%	0.5%	0.5%	4.52	198	3
4. Our school is positive and fun.	84.4%	50.8%	33.7%	13.1%	1.5%	1.0%	4.32	199	1
5. My Principal / Assistant Principal expects all students to learn and do well in school.	88.9%	57.3%	31.7%	8.0%	2.0%	1.0%	4.42	199	1
TENET 3: CURRICULUM DEVELOPMENT AND SUPPORT									
6. We work hard in my class.	90.0%	49.5%	40.5%	9.0%	0.0%	1.0%	4.38	200	0
7. We use many different books and reading materials.	82.2%	41.1%	41.1%	14.7%	2.0%	1.0%	4.19	197	1
8. Our school has time for music and art.	87.9%	62.8%	25.1%	9.5%	2.0%	0.5%	4.48	199	2
9. Our classrooms have SMART Boards and computers.	98.5%	85.1%	13.4%	1.5%	0.0%	0.0%	4.84	201	0
10. Our classrooms have lots of supplies.	91.5%	42.8%	48.8%	7.5%	0.0%	1.0%	4.32	201	0
TENET 4: TEACHER PRACTICES AND DECISIONS									
11. We work with partners, or in groups in my class.	67.3%	31.2%	36.2%	30.2%	2.5%	0.0%	3.96	199	1
12. My teachers ask questions that make me think.	90.4%	53.5%	36.9%	8.1%	1.0%	0.5%	4.42	198	1
13. My teachers check to make sure students understand.	95.5%	70.2%	25.3%	3.5%	1.0%	0.0%	4.65	198	2
14. My teachers make learning fun.	74.5%	42.0%	32.5%	20.5%	3.5%	1.5%	4.10	200	1
15. My teachers tell us to ask questions.	77.5%	36.1%	41.4%	16.2%	5.2%	1.0%	4.06	191	5
16. My teachers believe I can do well and learn.	96.5%	80.0%	16.5%	3.5%	0.0%	0.0%	4.77	200	0
17. My teachers give homework that helps me learn.	87.1%	44.3%	42.8%	10.9%	1.5%	0.5%	4.29	201	0
18. I know what my teachers expect.	81.2%	42.6%	38.6%	11.2%	6.6%	1.0%	4.15	197	3
19. My teachers give me extra help when I need it.	84.0%	46.4%	37.6%	13.9%	1.0%	1.0%	4.27	194	1
20. After tests, my teachers explain what I did not understand.	61.7%	28.6%	33.2%	23.5%	9.2%	5.6%	3.70	196	4
TENET 5: STUDENT SOCIAL EMOTIONAL AND DEVELOPMENTAL HEALTH									
21. My teachers care about me.	91.9%	74.7%	17.2%	7.6%	0.5%	0.0%	4.66	198	1
22. Our buses provide safe trips to school and events.	90.3%	60.7%	29.6%	4.1%	3.1%	2.6%	4.43	196	4
23. Our school does not allow bullying.	92.0%	76.5%	15.5%	6.5%	0.5%	1.0%	4.66	200	1

DTSDE

All	SA/A	SA	A	S	D	SD	SS	Res	NA
24. I am safe in my school.	92.0%	71.0%	21.0%	6.0%	1.5%	0.5%	4.61	200	1
25. Our cafeteria provides healthy food and good choices.	58.2%	23.5%	34.7%	26.0%	8.7%	7.1%	3.59	196	5
TENET 6: FAMILY AND COMMUNITY ENGAGEMENT									
26. My teachers send notes home to my family.	57.4%	25.8%	31.6%	27.9%	11.1%	3.7%	3.65	190	10
27. I talk with my family about how I am doing in school.	68.2%	37.9%	30.3%	23.6%	6.7%	1.5%	3.96	195	2
28. My family tells me to do well in school.	88.8%	62.9%	25.9%	9.1%	0.5%	1.5%	4.48	197	1
29. My family goes to school events and conferences.	81.7%	51.3%	30.5%	14.7%	1.5%	2.0%	4.27	197	3
30. My family helps with at home with school work.	78.3%	52.5%	25.8%	20.2%	0.5%	1.0%	4.28	198	2

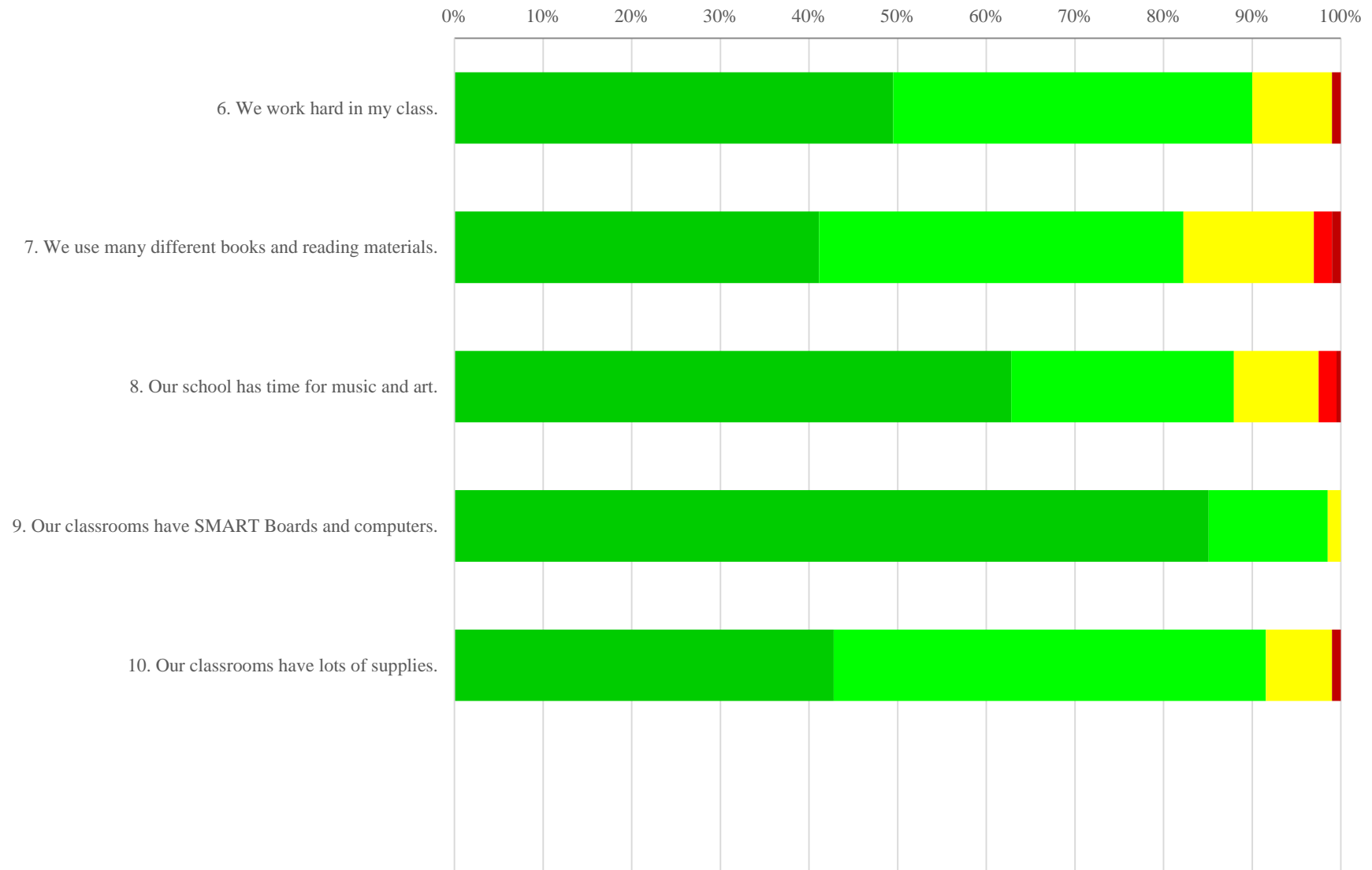
Charts

SCHOOL LEADER PRACTICES AND DECISIONS



Charts

CURRICULUM DEVELOPMENT AND SUPPORT



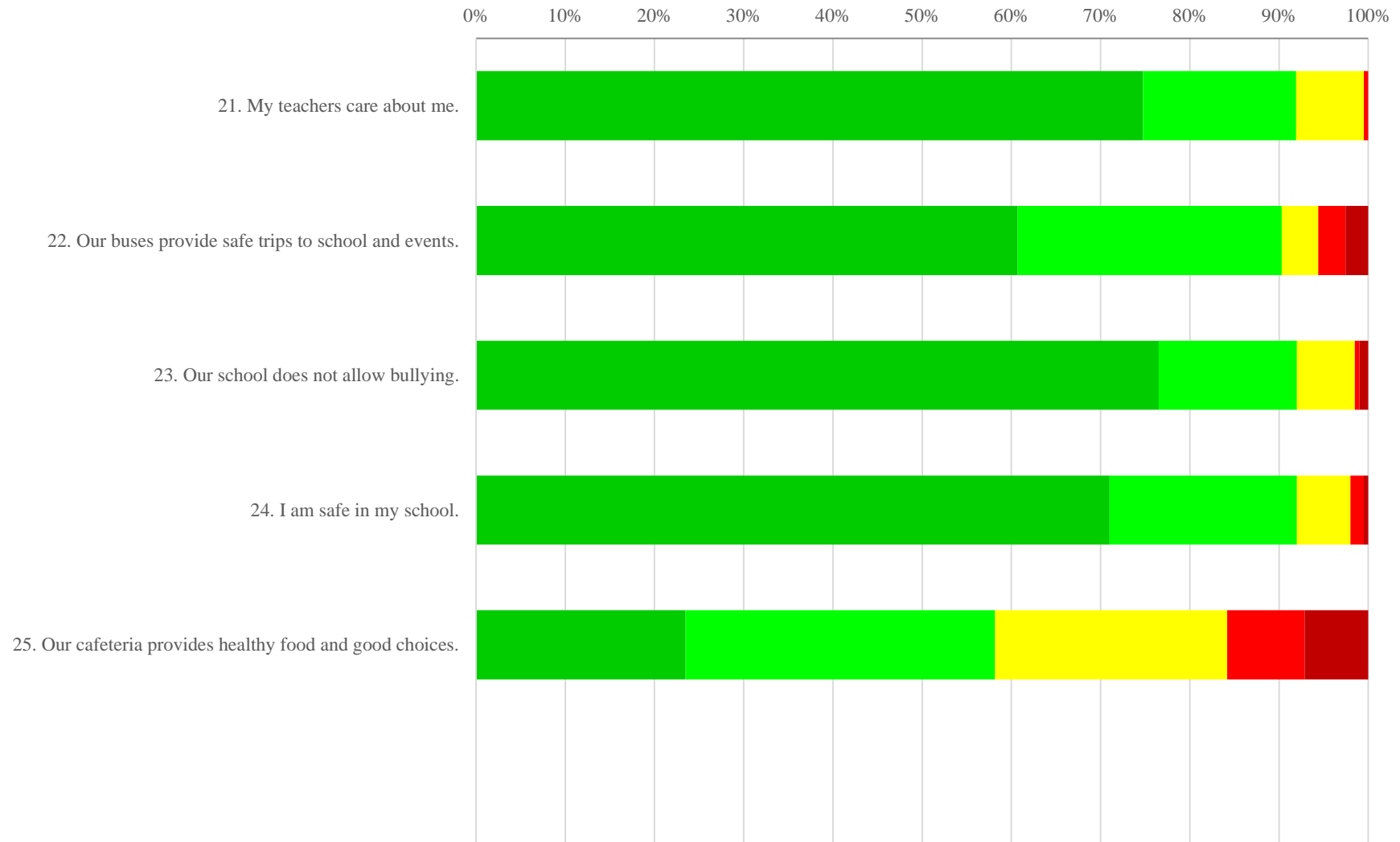
Charts

TEACHER PRACTICES AND DECISIONS



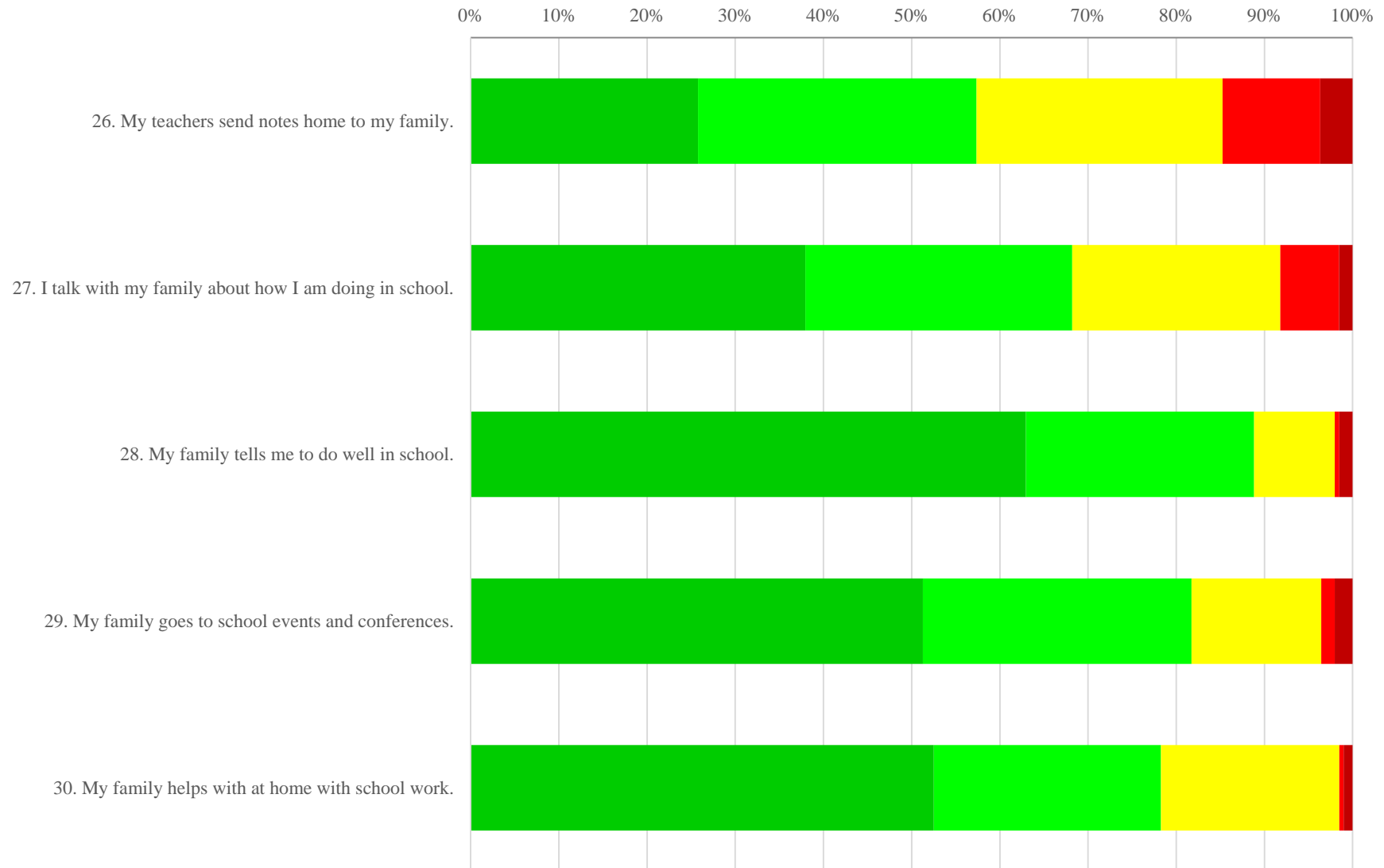
Charts

STUDENT SOCIAL/EMOTIONAL DEVELOPMENTAL HEALTH



Charts

FAMILY AND COMMUNITY ENGAGEMENT



Special Questions

All	SA/A	SA	A	S	D	SD	SS	Res	NA
1. Our school gives awards and recognition for the right student achievements and accomplishments.	51.9%	16.4%	35.4%	31.7%	12.7%	3.7%	3.48	189	12
2. Our school's award and recognition programs encourage and motivate students to succeed.	70.9%	31.8%	39.1%	24.0%	2.8%	2.2%	3.96	179	22
3. Students in our school think our reward and recognition programs are important.	67.8%	23.5%	44.3%	24.0%	5.5%	2.7%	3.80	183	18