



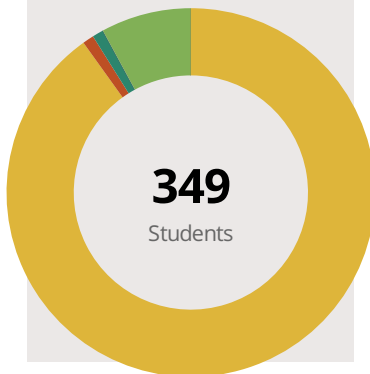
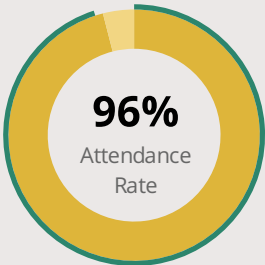
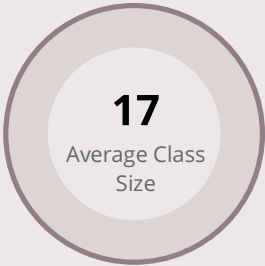
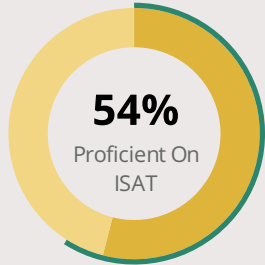
NEIL ARMSTRONG ELEM SCHOOL

5030 IMPERIAL DR RICHTON PARK, IL 60471 1604 (708) 481-7424

Grades: P-5
District: ESD 159

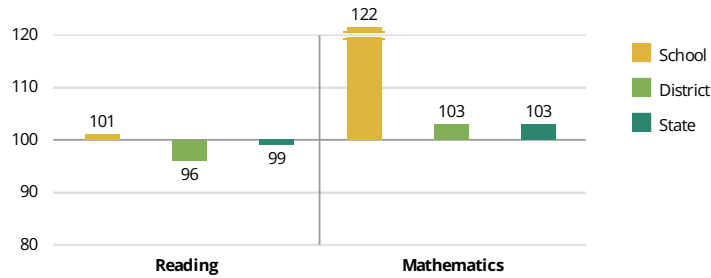
Principal: Pamela Woods
Superintendent: Barbara Mason

FAST FACTS



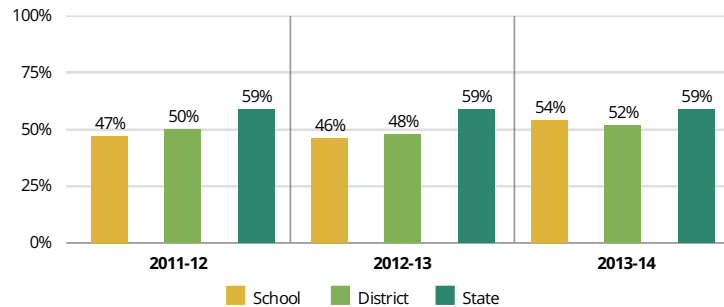
Academic Growth

To measure the amount of academic growth a school's students demonstrate, Illinois compares students' performance on the ISAT from one year to the next. Scores over 100 indicate that students are improving relative to their grade level, for example by moving from Below Standards to Meets Standards.



Academic Success

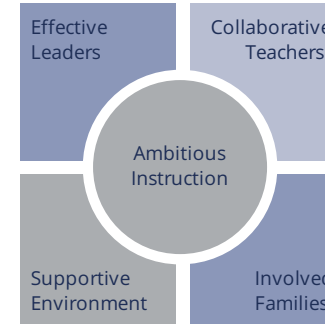
The percentage of students who meet or exceed standards on the Illinois Standards Achievement Test (ISAT).



Student Characteristics

White	0%	Low Income	65%
Black	91%	English Learners	1%
Hispanic	1%	With Disabilities	16%
Asian	1%	Homeless	0%
American Indian	0%		
Multiracial	8%		
Pacific Islander	0%		

School Environment



The **5Essentials Survey** allows students in grades 6-12 and all teachers to share their perspectives on essential conditions for learning. The anonymous survey consists of 5 components.

- Most implementation
- More implementation
- Average implementation
- Less implementation
- Least implementation
- Not Applicable/Low Response

Response Rates

Students	-
Teachers	89%

Average Effective Leaders

Do principals and teachers implement a shared vision for success?

Less Collaborative Teachers

Do teachers collaborate to promote professional growth?

- Ambitious Instruction

Are the classes challenging and engaging?

- Supportive Environment

Is the school safe, demanding, and supportive?

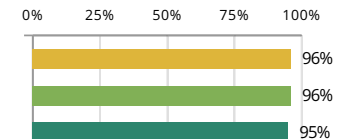
Average Involved Families

Does the entire staff build strong external relationships?

Student Attendance and Mobility

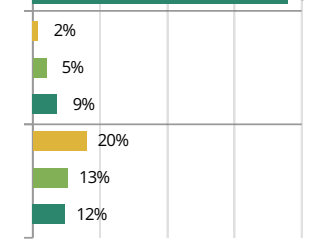
Attendance Rate

Rate at which students are present, not including excused or unexcused absences



Chronic Truancy Rate

Percentage of students who have been absent without valid reasons for 5% or more of regular school days



Student Mobility

Percentage of students who transfer in or out of the school during the school year, not including graduates





NEIL ARMSTRONG ELEM SCHOOL

School Highlights

Academic Courses

Art (General), Band, Computers, Gifted and Talented Programs, Music General), Peer Mentors, Summer School, Title 1 Programs

Physical Education, Health and Wellness

Building Compliance with Health, Life, and Safety Codes, Breakfast Program, Always Changing Program (Grade 5th/Boys and Girls), Health Topics (General), Physical Education (Minimally 2 days per week)

Other Programs and Activities

African-American History Performance, After School Care, American Heart Association Partnership, Awards Assembly, Beat the Clock Club (Punctuality), Before School Care, Career Day, Career Education Events, Character Education, Conflict Resolution, Family Nights, Family Reading Night, Good Touch-Bad Touch Program, Grandparents' Day, High Honor Roll, Honor Roll, Humanitarian Club, Local VFW Readers, Lymphoma/Leukemia Partnership, Math Olympiad, Mentoring Program, Musical Presentations (Choral),...

School Awards

100 Black Men African-American History Competition (1st Place Winners, 100 Black Men African-American History Competition-1st Place, Chicago History Fair-1st Place, Chicago History Fair-1st Place Winners, Illinois Spotlight School, Illinois Those Who Excel/Excellence (Principal)/Teachers/Paraprofessional

Career Development Courses and Programs

Career Day (Annually), Career Activities (Grade Level Appropriate), Field Trips (Career Themes)

Athletics

Girls' and Boys' Soccer Teams, Girls' and Boys' Basketball

School Personnel Resources

Social Worker, Speech and Language Teacher, 1.5 Reading Specialist, 1.5 Literacy Coach, Librarian, 1.5 Enrichment Teacher, Learning Disabilities Resource Teacher, 1.5 School Psychologist and Dean of Students

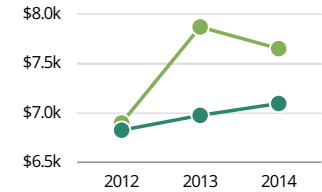
Facilities

Computer Lab, Library, Art Room, Music Room, Gymnasium, Cafeteria, Health Office, and our Cafeteria/Multipurpose Room operates before and after care program through Park District

District Finance

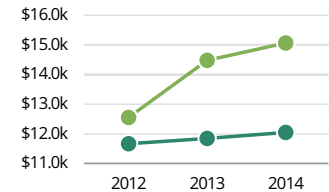
Instructional Spending per Pupil includes only the activities directly dealing with the teaching of students or the interaction between teachers and students.

	2012	2013	2014
District	\$6,897	\$7,868	\$7,649
State	\$6,824	\$6,974	\$7,094



Operational Spending per Pupil includes all costs for overall operations in this school's district, including Instructional Spending, but excluding summer school, adult education, capital expenditures, and long-term debt payments.

	2012	2013	2014
District	\$12,549	\$14,474	\$15,059
State	\$11,664	\$11,842	\$12,045



Educator Measures

In the last six years, **2 principals** have led this school. In the last three years, an average of **84% of teachers** return to this school from one year to the next.

Measures of teacher attendance and proficiency will be added to this report in 2015.

FOR MORE INFORMATION

Visit IllinoisReportCard.com to see additional details about each item of information for this school. There you will find charts spanning multiple years, detailed explanations, resources, more of the school's programs and activities, and powerful tools that let you dig deeper into data.

Most of this data has been collected by ISBE from school districts through data systems. Some information, such as the School Highlights, is entered directly by principals and can be updated throughout the year.