



# NEW HAVEN UNIFIED SCHOOL DISTRICT

## BUDGET ADOPTION

- **Governor's Budget**
- **Budget 2006-07**
- **Multi-year Projections**


Presented By:

*Carol Gregorich, Chief Business Officer*

*Cal Scheid, Director of Fiscal Services*

*June 20, 2006*

B  
u  
d  
g  
e  
t  
2  
0  
0  
6  
/  
0  
7





## Focus of Discussion

- What is happening in Sacramento
- Comparison of 2005-06 Budget from Adoption to Estimated Actuals
- 2006-07 Budget
- Multi-Year Forecast
- Next Steps

**B  
u  
d  
g  
e  
t  
2  
0  
0  
6  
/  
0  
7**





# What is Happening in Sacramento

- COLA increased to 5.92%
- Deficit Eliminated
- Equalization Aid - \$57.15 +/-
- Categorical Block Grants: \$2+ million (possible) for New Haven
- Governor and Legislature want to restore Proposition 98 and pay back schools – *what a difference an election year makes!*

**B  
u  
d  
g  
e  
t  
2  
0  
0  
6  
/  
0  
7**





# Unrestricted General Fund Comparison

B  
u  
d  
g  
e  
t  
2  
0  
0  
6  
/  
0  
7



	<b>2005-06 Adopted Budget (June 2005)</b>	<b>2005-06 Estimated Actuals (June 2006)</b>	<b>Difference</b>
<b>Revenues</b>	<b>\$72,480,880</b>	<b>\$72,503,240</b>	<b>\$ 22,360</b>
<b>Expenses</b>	<b>\$67,929,720</b>	<b>\$68,490,455</b>	<b>\$560,735</b>



# Unrestricted General Fund Revenue Changes *(Adopted to Estimated Actuals)*

- Enrollment between CBEDS and P1  
ADA report
- Improvement in ending balance from  
2004-05
- Total Net Unrestricted Revenue  
Improvement is \$22,360

**B  
u  
d  
g  
e  
t  
2  
0  
0  
6  
/  
0  
7**



# Unrestricted General Fund Expense Changes (Adopted to Estimated Actuals)

- **Salaries and Benefits increased by \$534,834**
- **Supplies and Operating Expenses increased by \$12,755**
- **Indirect/Direct Cost Support decreased by \$538,375**
- **Total Net Unrestricted Expenses increased by \$560,735**

**B  
u  
d  
g  
e  
t  
2  
0  
0  
6  
/  
0  
7**





# Restricted General Fund Comparison

B  
u  
d  
g  
e  
t  
2  
0  
0  
6  
/  
0  
7



	<b>2005-06 Adopted Budget June 2005</b>	<b>2005-06 Estimated Actuals June 2006</b>	<b>Difference</b>
<b>Revenues</b>	<b>\$24,501,523</b>	<b>\$25,147,625</b>	<b>\$ 646,102</b>
<b>Expenses</b>	<b>\$30,513,816</b>	<b>\$32,227,708</b>	<b>\$1,713,892</b>



# Restricted General Fund Revenue Changes

- **Carry over and Deferred Revenue put into budgets**
- **Expenses budgeted to match revenues and most spent during 2005-06 fiscal year**
- **Expense budgets lowered to show carry over of \$846,724. At Unaudited Actual Report more dollars will be identified as unspent.**

**B  
u  
d  
g  
e  
t  
2  
0  
0  
6  
/  
0  
7**





## Fund Balance for the Unrestricted General Fund

YEAR	AMOUNT
2005-06	\$4,232,091
2006-07	\$4,385,922
2007-08	\$3,551,993
2008-09	\$4,093,361


Any ongoing commitment of these funds will impact the amount of undesignated Resources in future years.



## Positive Financial Health Indicators

- **Deficit Spending Pattern Eliminated**
- **3% Reserve for Economic Uncertainty in place**
- **3% Restricted Maintenance Program maintained**
- **Reserve for Strategic Planning and additional reserve totaling \$500,000 in place**
- **Budget balanced for 2006-07**
- **Undesignated Fund Balance of \$193,902**

**B  
u  
d  
g  
e  
t  
2  
0  
0  
6  
/  
0  
7**





## Negative Financial Health Indicators

- **Salaries and Benefits in Unrestricted General Fund Budget are approx. 94% of expenditures ..... 85% is desirable**
- **Enrollment continues to decline**

**B  
u  
d  
g  
e  
t  
2  
0  
0  
6  
/  
0  
7**






## Multi-Year Assumptions Revenues

- Enrollment is based upon 12,701.14 students for 2006-07; 12,501.14 students for 2007-08; and 12,301.14 students for 2008-09
- Use of Medi-Cal Administration payments for ongoing expenses budgeted to decline annually
- COLA of 5.92% for 2006-07, 4.7% for 2007-08, and 2.7% for 2008-09
- Indirect cost rate will increase to 4.39% in 2006-07

**B  
u  
d  
g  
e  
t  
2  
0  
0  
6  
/  
0  
7**





## Multi-Year Assumptions Expenses

- **Salary and Benefit Increases are in budgets for 2006-07 and 2007-08. No increases in budget for 2008-09**
- **\$731,355 budgeted to pay early retirement annuity for next three years**
- **Starting in 2007-08, \$700,000 budgeted annually for Step and Column movement**

**B  
u  
d  
g  
e  
t  
2  
0  
0  
6  
/  
0  
7**





## Preparing for What Lies Ahead

- It appears State Budget will be on time
- 45-Day Update to Adopted Budget
- We will have both on-going and one-time dollars – with strings attached
- Strategic Plan Budgets will be in next budget presentation

*We must remain conservative!*

B  
u  
d  
g  
e  
t  
2  
0  
0  
6  
/  
0  
7

